

FITTING DIAGRAM

TOYOTA YARIS GR - SIDE SPLITTERS

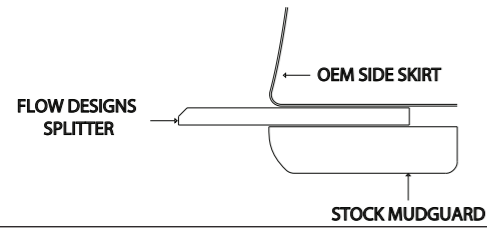
INSTALLATION AND FITTING SERVICES

If you are having any difficulties please seek professional advice from the listed International and Domestic Authorised Dealers on our website.

www.flowdesignsaustralia.com

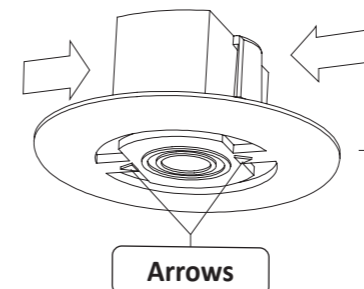
SIDE SKIRT REMOVAL NOT REQUIRED

HANDY HINT



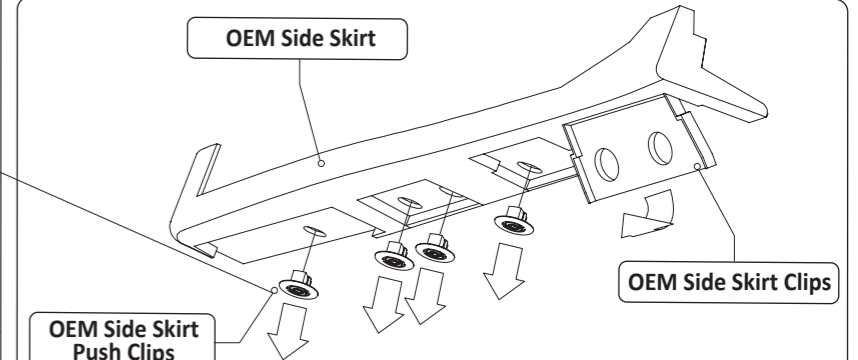
Before installation of Flow Designs Side Splitters, remove OEM mudguard, then reinstall OEM mudguard once side splitters have been installed.

HANDY HINT

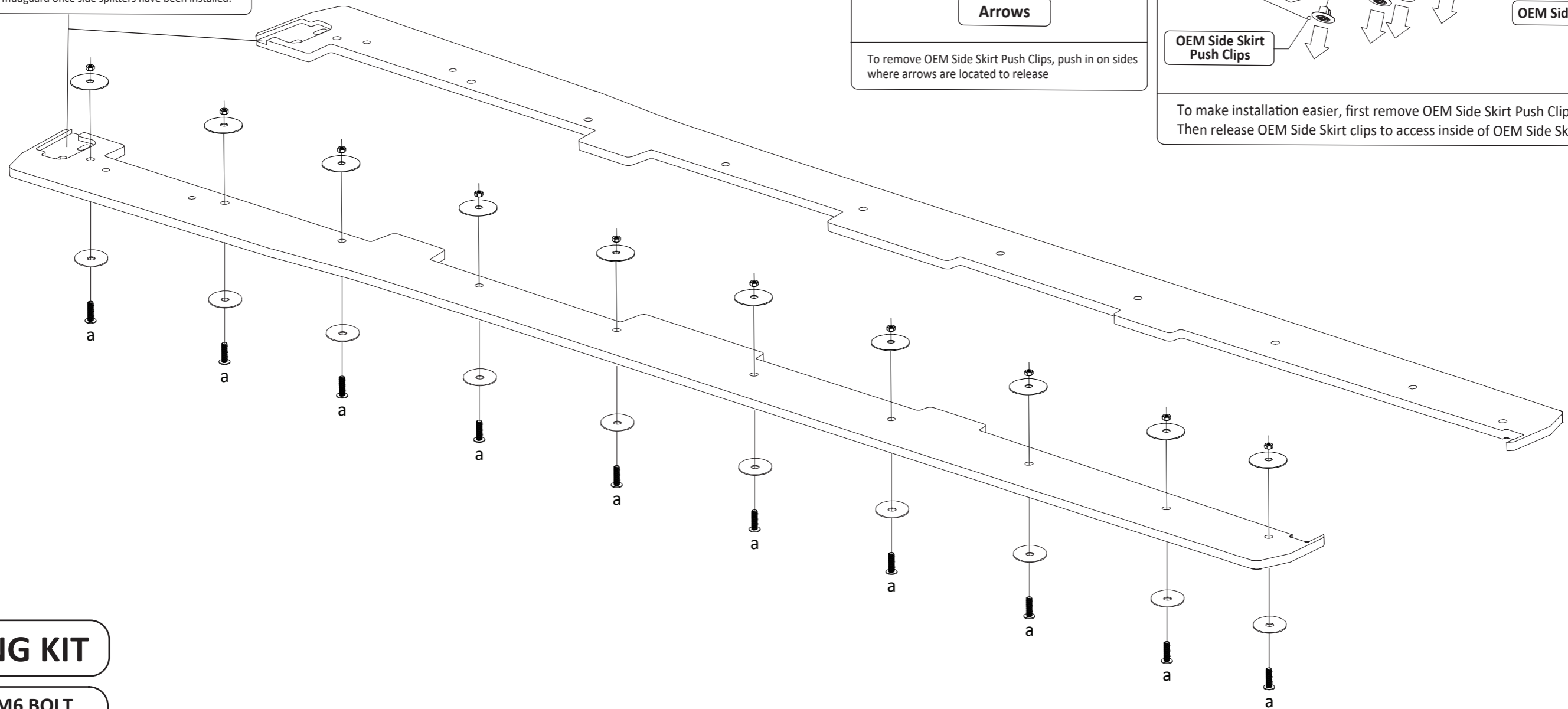


To remove OEM Side Skirt Push Clips, push in on sides where arrows are located to release

HANDY HINT



To make installation easier, first remove OEM Side Skirt Push Clips Then release OEM Side Skirt clips to access inside of OEM Side Skirt

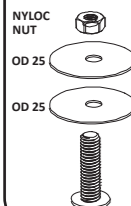


FITTING KIT

a

M6 BOLT
25mm LONG

X 20



PLEASE NOTE:
DRILLING REQUIRED
TO FASTEN TO BUMPER
DO NOT OVERTIGHTEN

PLEASE NOTE
FOR ADD ON ACCESSORIES

DO NOT
OVERTIGHTEN FASTENERS
INTO BRASS FITTINGS

HAND TIGHTEN ONLY



TERMS AND CONDITIONS : MISUSE OF GOODS
By taking possession of this Flow Designs Australia product, you (the buyer) agree that you have read, understood and will comply with the following disclaimer:
This product may not be suitable for road use in your area. We cannot be held liable for any penalties or infringements that may occur as a result of installing any of our products.
We cannot guarantee that this product will comply with subsequent aftermarket products you have applied to your vehicle. It is not legal to fit parts onto a road registered vehicle unless it carries and meets the design rules and public road regulations of your area, region and/or country.
We do make our best effort to consider safety when designing our products, we want the scene to be a safe place for everyone! This disclaimer absolves us (Flow Designs Australia) of any and all liability for breaches to any requirement as a result of installation of our products.

www.flowdesignsaustralia.com