

FITTING DIAGRAM

TOYOTA YARIS GR - FRONT SPLITTER

INSTALLATION AND FITTING SERVICES

If you are having any difficulties please seek professional advice from the listed International and Domestic Authorised Dealers on our website.

www.flowdesignsaustralia.com

BUMPER REMOVAL NOT REQUIRED

HANDY HINT

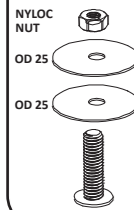
- For OEM holes, choose between options:
1. Remove OEM Screws and clip (b.) and use extra bolts (a.) provided
 2. Use OEM Screws and clip (c.)

FITTING KIT

a

**M6 BOLT
30mm LONG**

X 8

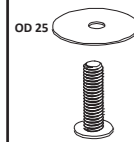


PLEASE NOTE:
DRILLING REQUIRED
TO FASTEN TO BUMPER
DO NOT OVERTIGHTEN

b

**M6 BOLT
30mm LONG**

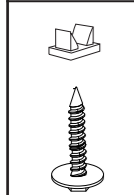
X 5



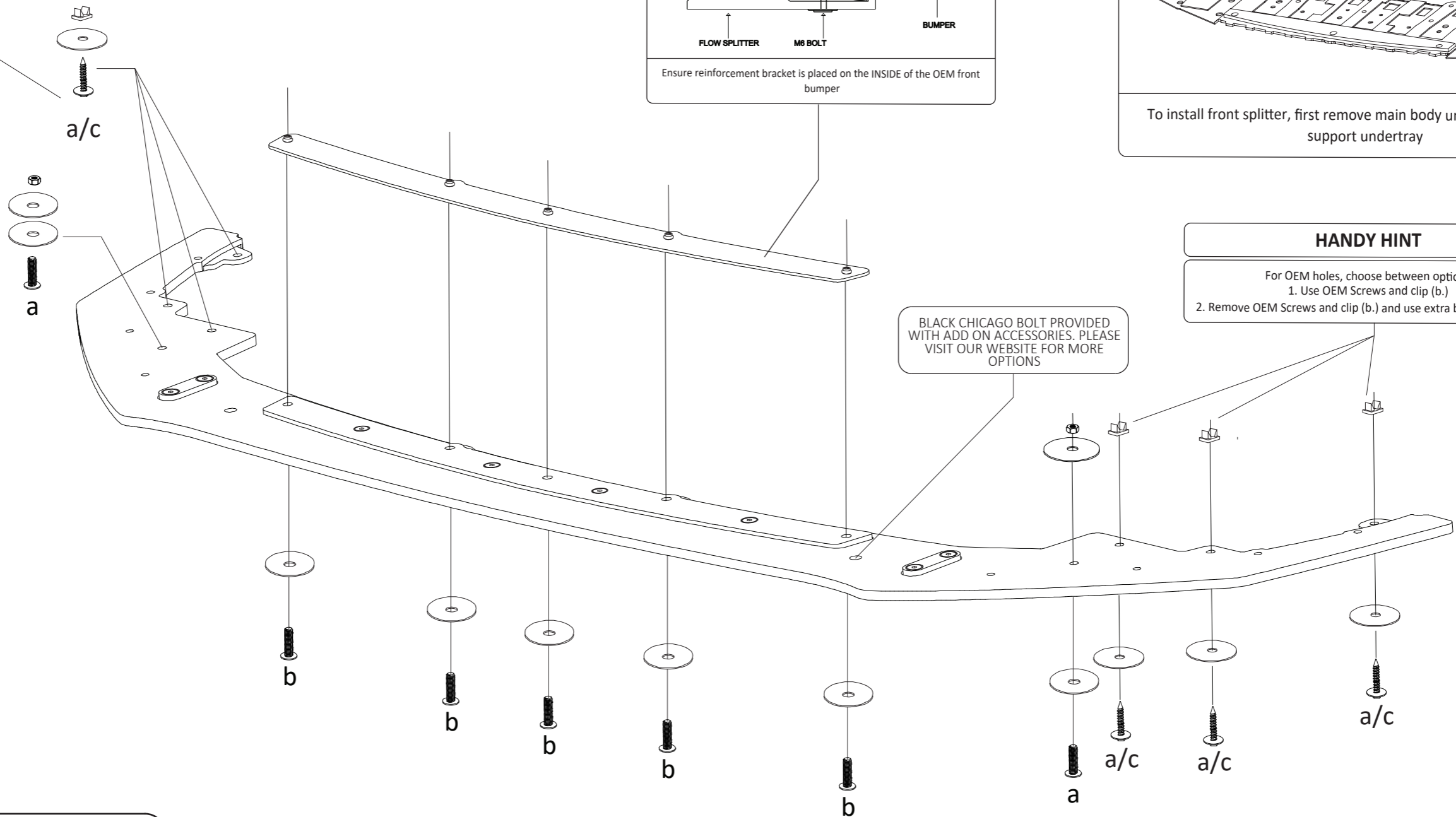
PLEASE NOTE:
DRILLING REQUIRED
TO FASTEN TO BUMPER
DO NOT OVERTIGHTEN

c

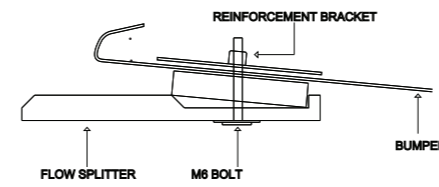
**OEM SCREWS
(optional)
X 6**



PLEASE NOTE:
DRILLING NOT REQUIRED
TO FASTEN TO BUMPER
DO NOT OVERTIGHTEN



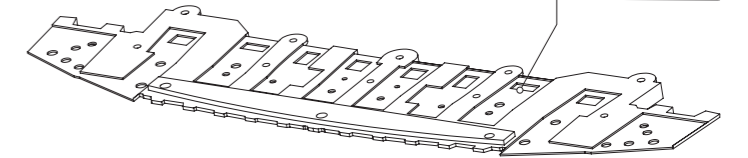
HANDY HINT



Ensure reinforcement bracket is placed on the INSIDE of the OEM front bumper

HANDY HINT

FRONT SUPPORT UNDERTRAY



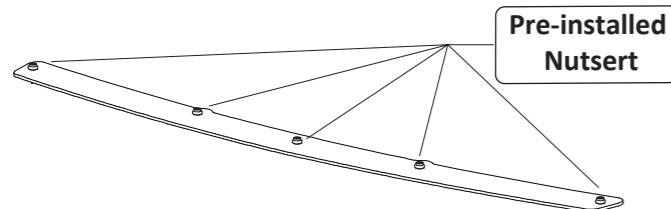
To install front splitter, first remove main body undertray, then front support undertray

HANDY HINT

- For OEM holes, choose between options:
1. Use OEM Screws and clip (b.)
 2. Remove OEM Screws and clip (b.) and use extra bolts (a.) provided

BLACK CHICAGO BOLT PROVIDED WITH ADD ON ACCESSORIES. PLEASE VISIT OUR WEBSITE FOR MORE OPTIONS

REINFORCEMENT BRACKET



PLEASE NOTE
FOR ADD ON ACCESSORIES

**DO NOT
OVERTIGHTEN FASTENERS
INTO BRASS FITTINGS**

HAND TIGHTEN ONLY



TERMS AND CONDITIONS : MISUSE OF GOODS
By taking possession of this Flow Designs Australia product, you (the buyer) agree that you have read, understood and will comply with the following disclaimer:
This product may not be suitable for road use in your area. We cannot be held liable for any penalties or infringements that may occur as a result of installing any of our products.
We cannot guarantee that this product will comply with subsequent aftermarket products you have applied to your vehicle. It is not legal to fit parts onto a road registered vehicle unless it carries and meets the design rules and public road regulations of your area, region and/or country.
We do make our best effort to consider safety when designing our products, we want the scene to be a safe place for everyone! This disclaimer absolves us (Flow Designs Australia) of any and all liability for breaches to any requirement as a result of installation of our products.

www.flowdesignsaustralia.com