

FITTING DIAGRAM

SUBARU G3 WRX/RS NB SEDAN REAR DIFFUSER + FLOW-LOCK FINS

INSTALLATION AND FITTING SERVICES

If you are having any difficulties please seek professional advice from the listed International and Domestic Authorised Dealers on our website.

www.flowdesignsaustralia.com

BUMPER REMOVAL NOT REQUIRED

DIFFUSER INSTALLATION VIDEO QR



FITTING KIT

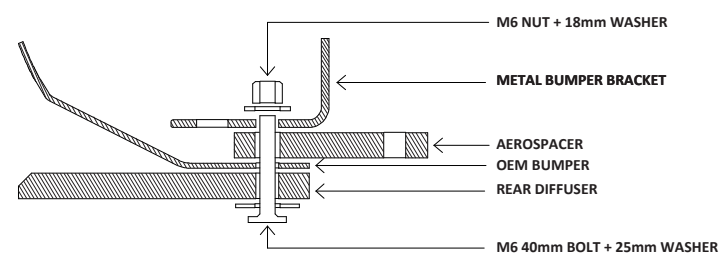
a	M6 BOLT 40mm LONG X 2
 	PLEASE NOTE: DRILLING NOT REQUIRED TO FASTEN TO BUMPER USE OEM HOLE

b	M6 BOLT 40mm LONG X 1
 	PLEASE NOTE: DRILLING NOT REQUIRED TO FASTEN TO BUMPER USE OEM HOLE

c	3D PRINTED SPACER X 1

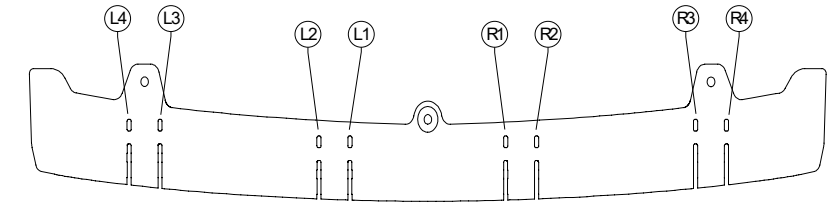
d	SINGLE STACK AEROSPACER X 2

HANDY HINTS



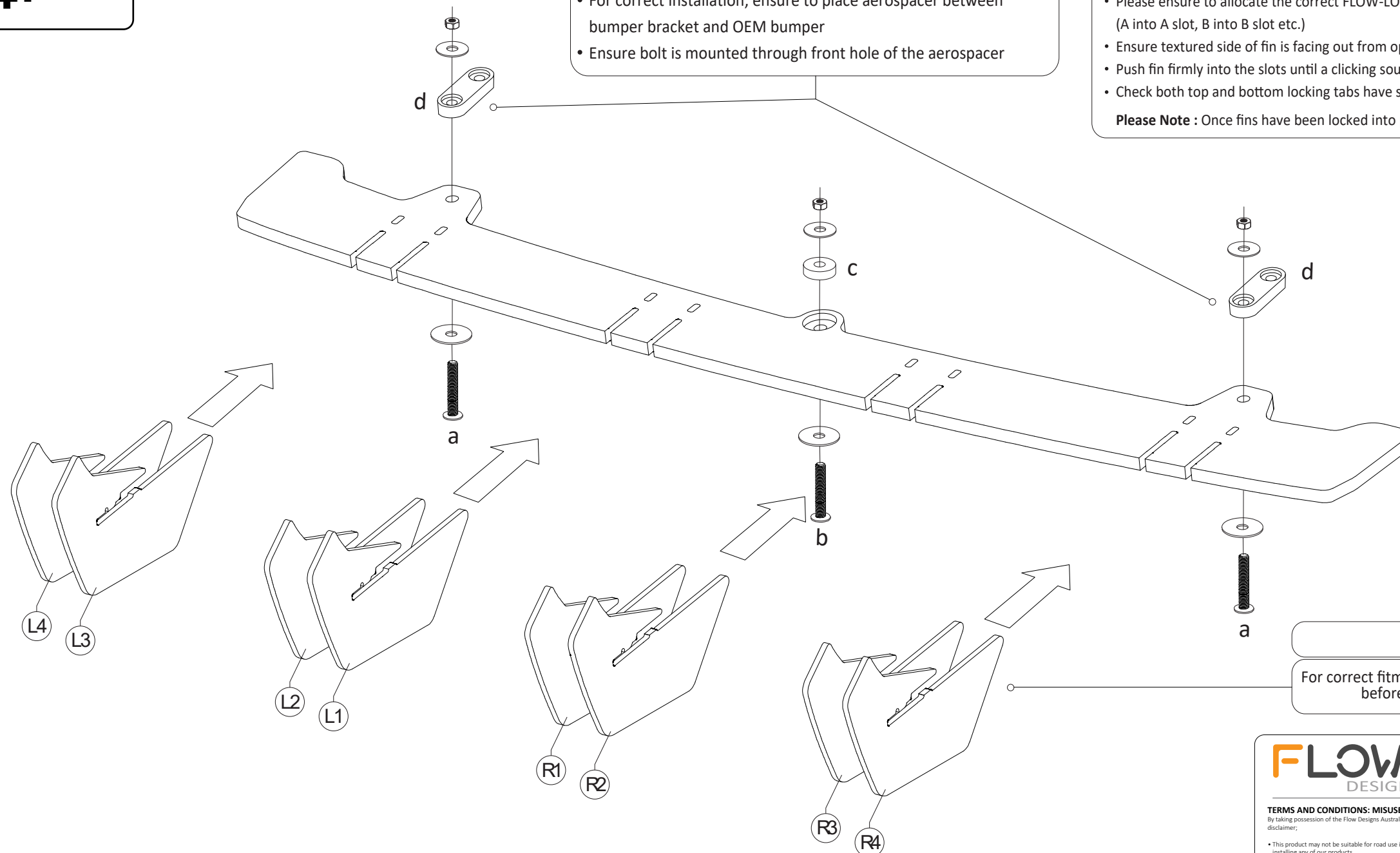
- For correct installation, ensure to place aerospacer between bumper bracket and OEM bumper
- Ensure bolt is mounted through front hole of the aerospacer

HANDY HINTS



- Align FLOW-LOCK Fins to their corresponding slots.
- Please ensure to allocate the correct FLOW-LOCK Fin to the correct corresponding slot (A into A slot, B into B slot etc.)
- Ensure textured side of fin is facing out from opposing fin
- Push fin firmly into the slots until a clicking sound is heard.
- Check both top and bottom locking tabs have securely seated.

Please Note : Once fins have been locked into position, they will be difficult to remove.



HANDY HINTS

For correct fitment, install all fins into rear diffuser before fastening to rear bumper

FLOW
DESIGNS

FLOW DESIGNS AUSTRALIA
ABN : 99 605 842 199
FACTORY 11
10 LONGSTAFF RD
BAYSWATER
VIC, 3153



TERMS AND CONDITIONS: MISUSE OF GOODS
By taking possession of the Flow Designs Australia product, you (the buyer) agree that you have read, understood and will comply with the following disclaimer:

- This product may not be suitable for road use in your area. We cannot be held liable for any penalties or infringements that may occur after installing any of our products.
- We cannot guarantee that this product will comply with all subsequent aftermarket products you have applied to your vehicle.
- It is not legal to fit parts onto a road registered vehicle unless it carries and meets the designs rules and public road regulations of your area, region and/or country.
- We do our best effort to consider safety when designing our products. We want the scene to be a safe place for everyone!

This disclaimer absolves us (Flow Designs Australia) of any and all liability or breaches to any requirement as a result of installation of our products.

FLOW-LOCK
TECHNOLOGY

www.flowdesignsaustralia.com