

FITTING DIAGRAM

VW MK7 GOLF GTI : REAR DIFFUSER KIT + FLOW-LOCK FINS

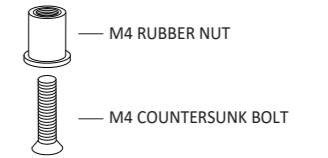
INSTALLATION AND FITTING SERVICES

If you are having any difficulties please seek professional advise from the listed International and Domestic Authorised Dealers on our website.

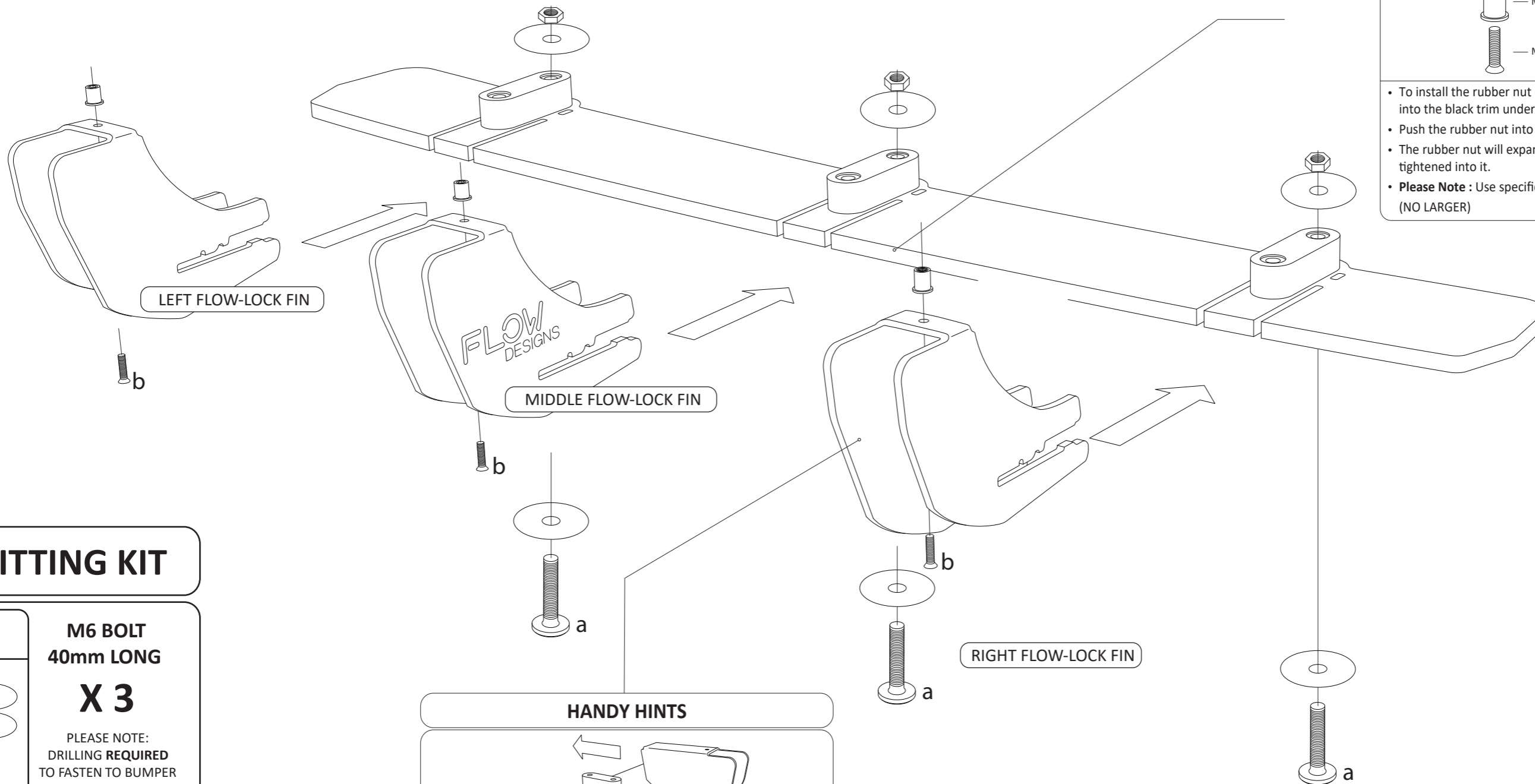
www.flowdesignsaustralia.com

BUMPER REMOVAL NOT REQUIRED

HANDY HINTS



- To install the rubber nut use an 8mm drill bit to drill a hole into the black trim underneath the bumper.
- Push the rubber nut into the 8mm hole.
- The rubber nut will expand once a fastener has been tightened into it.
- **Please Note :** Use specifically an 8mm Drill bit. (NO LARGER)



FITTING KIT

a

**M6 BOLT
40mm LONG**

X 3

PLEASE NOTE:
DRILLING REQUIRED
TO FASTEN TO BUMPER
PLEASE USE 8mm DRILL BIT

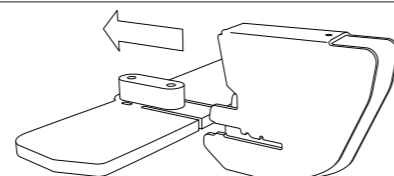
b

**M4 X 16mm BOLT
+
M4 RUBBER NUT**

X 3

PLEASE NOTE:
DRILLING REQUIRED
TO FASTEN TO BUMPER
PLEASE USE 8mm DRILL BIT

HANDY HINTS



- Align FLOW-LOCK Fins to their corresponding slots.
- Push fin firmly into the slots until a clicking sound is heard.
- Check both top and bottom locking tabs have securely seated.
- Please ensure to allocate the correct FLOW-LOCK Fin to the correct corresponding slot. (LEFT / MIDDLE / RIGHT)
- **Please Note :** Once fins have been locked into position, they will difficult to remove.