

# FITTING DIAGRAM

## VW MK7 GOLF: FRONT SPLITTER BOLT ONS

### INSTALLATION AND FITTING SERVICES

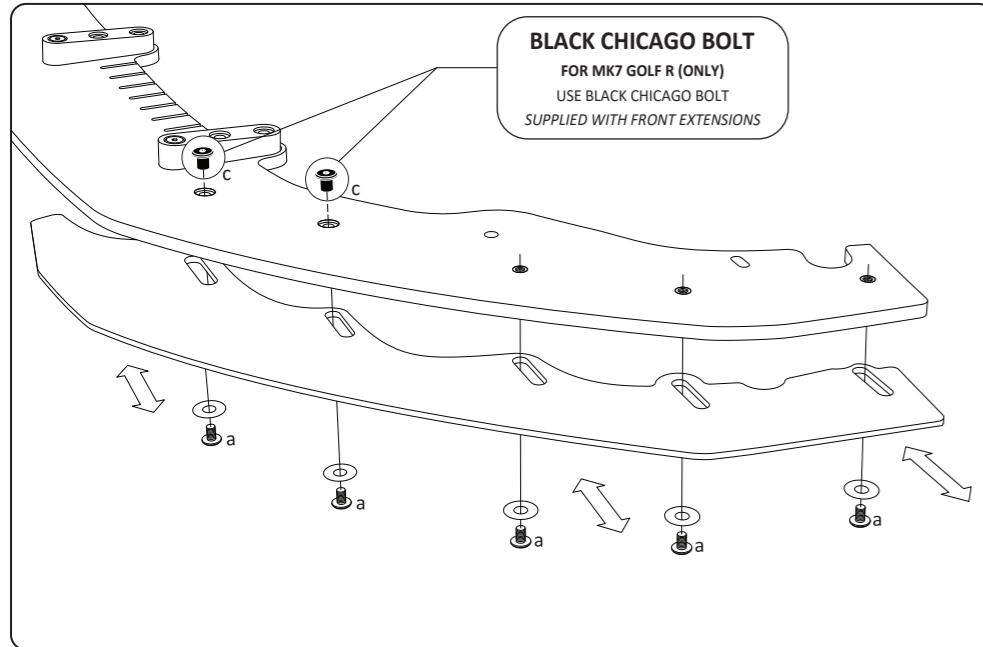
If you are having any difficulties please seek professional advise from the listed International and Domestic Authorised Dealers on our website.

[www.flowdesignsaustralia.com](http://www.flowdesignsaustralia.com)

# BUMPER REMOVAL NOT REQUIRED

### CONFIGURATION 1

FRONT EXTENSIONS ONLY

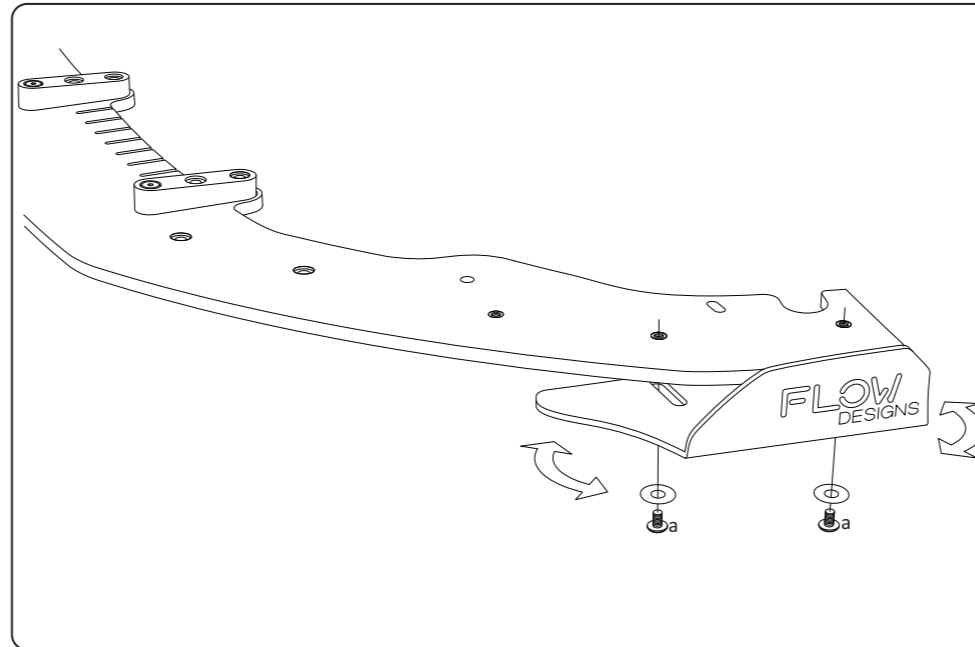


- Insert bolts loosely into allocated brass thread locations.
- Slide extensions in and out to your liking.
- Use a 4mm Alan Key to hand tighten.

**PLEASE NOTE : DO NOT OVERTIGHTEN** - These bolts do not need to be very tight.

### CONFIGURATION 2

FRONT WINGLETS ONLY

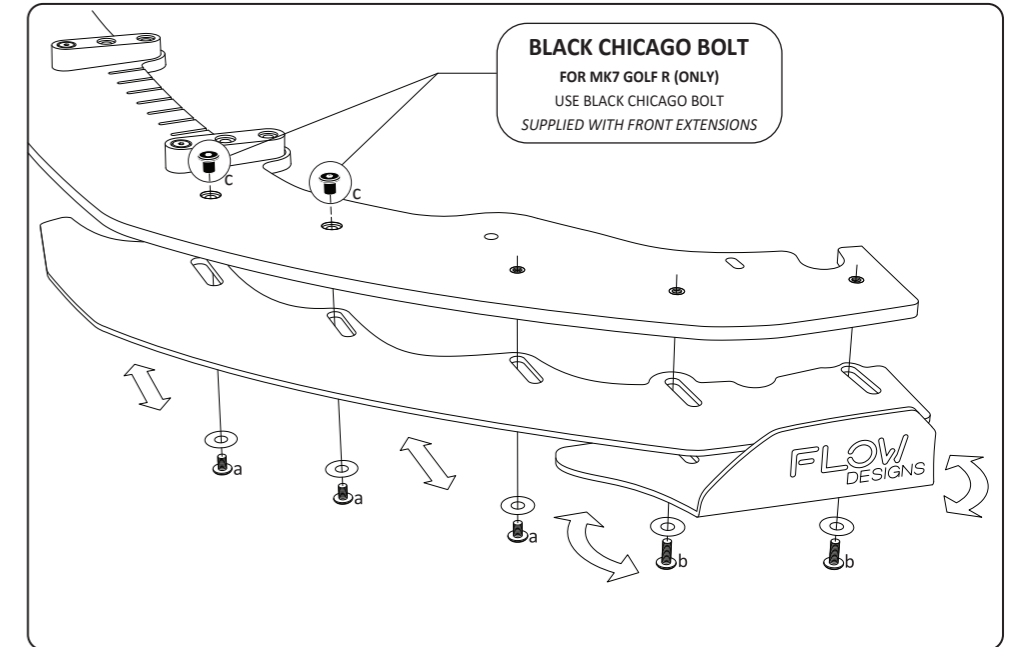


- Insert bolts loosely into allocated brass thread locations.
- Slide and pivot winglets to your liking.
- Use a 4mm Alan Key to hand tighten.

**PLEASE NOTE : DO NOT OVERTIGHTEN** - These bolts do not need to be very tight.

### CONFIGURATION 3

FRONT EXTENSIONS AND WINGLETS



- Insert bolts loosely into allocated brass thread locations.
- Slide and pivot extensions and winglets to your liking.
- Use a 4mm Alan Key to hand tighten.

**PLEASE NOTE : DO NOT OVERTIGHTEN** - These bolts do not need to be very tight.

## FITTING KIT

<b>a</b>	<b>M6 BOLT 12mm LONG X 10</b>	<b>b</b>	<b>M6 BOLT 20mm LONG X 4</b>
	PLEASE NOTE: <b>DRILLING NOT REQUIRED TO FASTEN TO SPLITTER</b>  <b>DO NOT OVERTIGHTEN</b>		PLEASE NOTE: <b>DRILLING NOT REQUIRED TO FASTEN TO SPLITTER</b>  <b>DO NOT OVERTIGHTEN</b>

## BLACK CHICAGO BOLT SUPPLIED WITH EXTENSIONS

<b>c</b>	<b>BLACK CHICAGO BOLT X 4</b>
	PLEASE NOTE: <b>DRILLING NOT REQUIRED TO FASTEN TO SPLITTER</b>  <b>DO NOT OVERTIGHTEN</b>

**PLEASE NOTE**  
FOR ADD ON ACCESSORIES

**DO NOT  
OVERTIGHTEN FASTENERS  
INTO BRASS FITTINGS**

**HAND TIGHTEN ONLY**

**FLOW  
DESIGNS**

FLOW DESIGNS AUSTRALIA  
 ABN : 99 605 942 199  
 FACTORY 11  
 6-7 NICOLE CLOSE  
 BAYSWATER NORTH  
 VIC. 3153

DESIGNED AND MANUFACTURED IN AUSTRALIA

**TERMS AND CONDITIONS : MISUSE OF GOODS**

This Product application is not intended for public road registered vehicles within Australia. Regulations may vary from Countries outside of Australia. Please check your Country's and State's road regulations before installing on a vehicle intended for public road use.

Flow Designs Australia PTY LTD will not be liable for any liabilities in relation to any use of the goods other than in strict accordance with the Company's instructions and for the purpose and application for which the goods were supplied by the Company.

The Client undertakes with the Company:

- That it will acquaint itself with the requirements of all relevant government or statutory and other authorities, bodies or corporations relating to the goods and/or services and to the applications to which the goods and/or services are to be put;
- That at all times while the goods are in its possession or under its control it will comply with such requirements;
- That it will procure that any purchaser of goods from it will also acquaint itself with, and will comply with, such requirements;
- That it will indemnify the Company against any liability resulting from a breach of any such requirements.

[www.flowdesignsaustralia.com](http://www.flowdesignsaustralia.com)