

FITTING DIAGRAM

HYUNDAI i30 PD 1&2 ACTIVE/ELITE: REAR DIFFUSER + FLOW-LOCK FINS

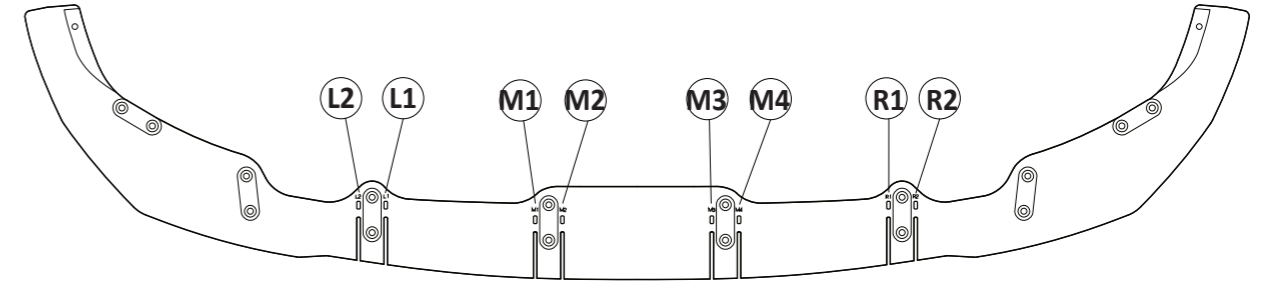
INSTALLATION AND FITTING SERVICES

If you are having any difficulties please seek professional advice from the listed International and Domestic Authorised Dealers on our website.

www.flowdesignsaustralia.com

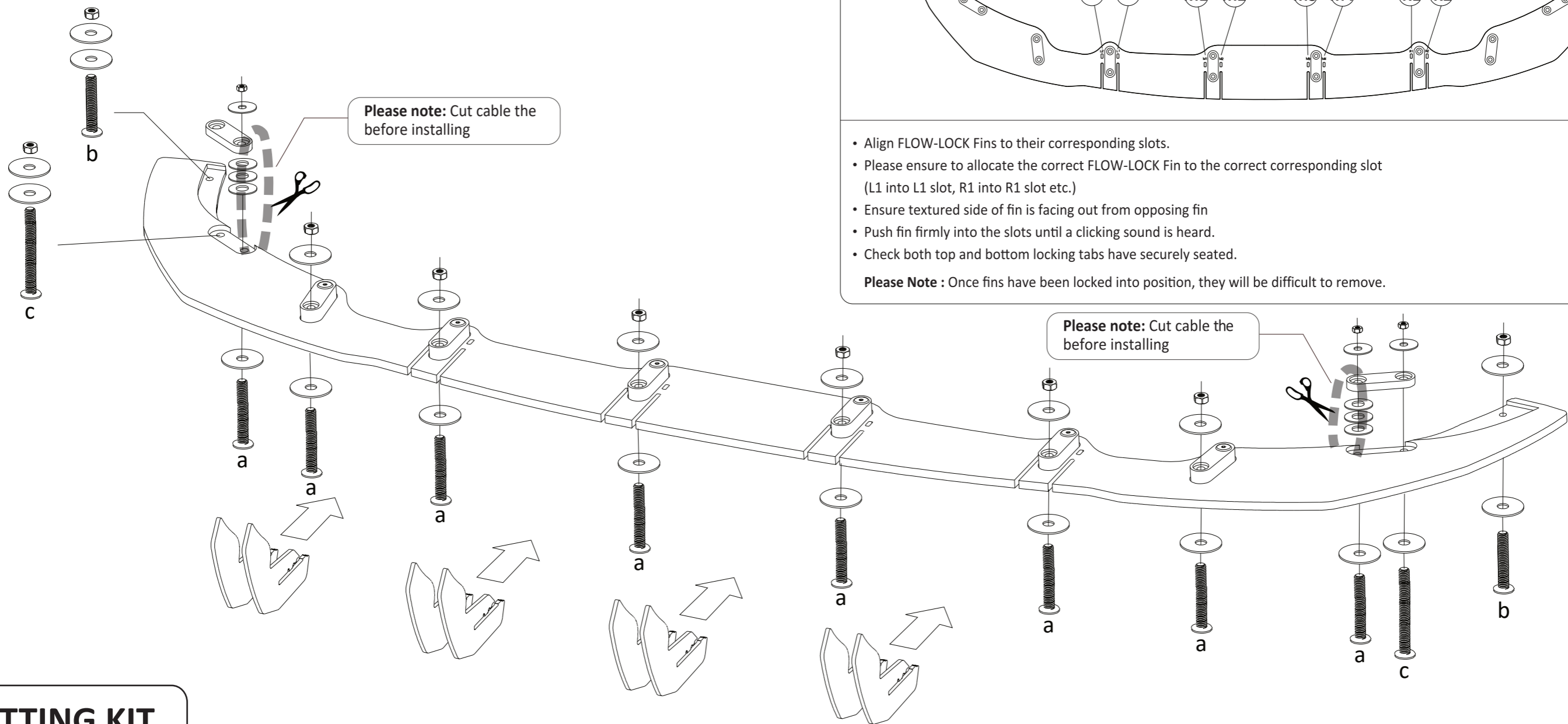
BUMPER REMOVAL NOT REQUIRED

HANDY HINTS



- Align FLOW-LOCK Fins to their corresponding slots.
- Please ensure to allocate the correct FLOW-LOCK Fin to the correct corresponding slot (L1 into L1 slot, R1 into R1 slot etc.)
- Ensure textured side of fin is facing out from opposing fin
- Push fin firmly into the slots until a clicking sound is heard.
- Check both top and bottom locking tabs have securely seated.

Please Note : Once fins have been locked into position, they will be difficult to remove.



FITTING KIT

<p>a</p> <p>OD 25 OD 25</p>	<p>M6 BOLT 40mm LONG</p> <p>X 8</p> <p>PLEASE NOTE: DRILLING REQUIRED TO FASTEN TO REAR BUMPER PLEASE USE 8mm DRILL BIT</p>
<p>b</p> <p>OD 25 OD 25</p>	<p>M6 BOLT 30mm LONG</p> <p>X 2</p> <p>PLEASE NOTE: DRILLING REQUIRED TO FASTEN TO REAR BUMPER PLEASE USE 8mm DRILL BIT</p>
<p>c</p> <p>OD 25 OD 25</p>	<p>M6 BOLT 60mm LONG</p> <p>X 2</p> <p>PLEASE NOTE: DRILLING REQUIRED TO FASTEN TO REAR BUMPER PLEASE USE 8mm DRILL BIT</p>



TERMS AND CONDITIONS : MISUSE OF GOODS

By taking possession of this Flow Designs Australia product, you (the buyer) agree that you have read, understood and will comply with the following disclaimer:

- This product may not be suitable for road use in your area. We cannot be held liable for any penalties or infringements that may occur after installing any of our products.
- We cannot guarantee that this product will comply with subsequent aftermarket products you have applied to your vehicle.
- It is not legal to fit parts on to a road registered vehicle unless it carries and meets the design rules and public road regulations of your area, region and/or country.
- We do make our best effort to consider safety when designing our products, we want the scene to be a safe place for everyone!

This disclaimer absolves us (Flow Designs Australia) of any and all liability or breaches to any requirement as a result of installation of our products.

www.flowdesignsaustralia.com



FITTING DIAGRAM

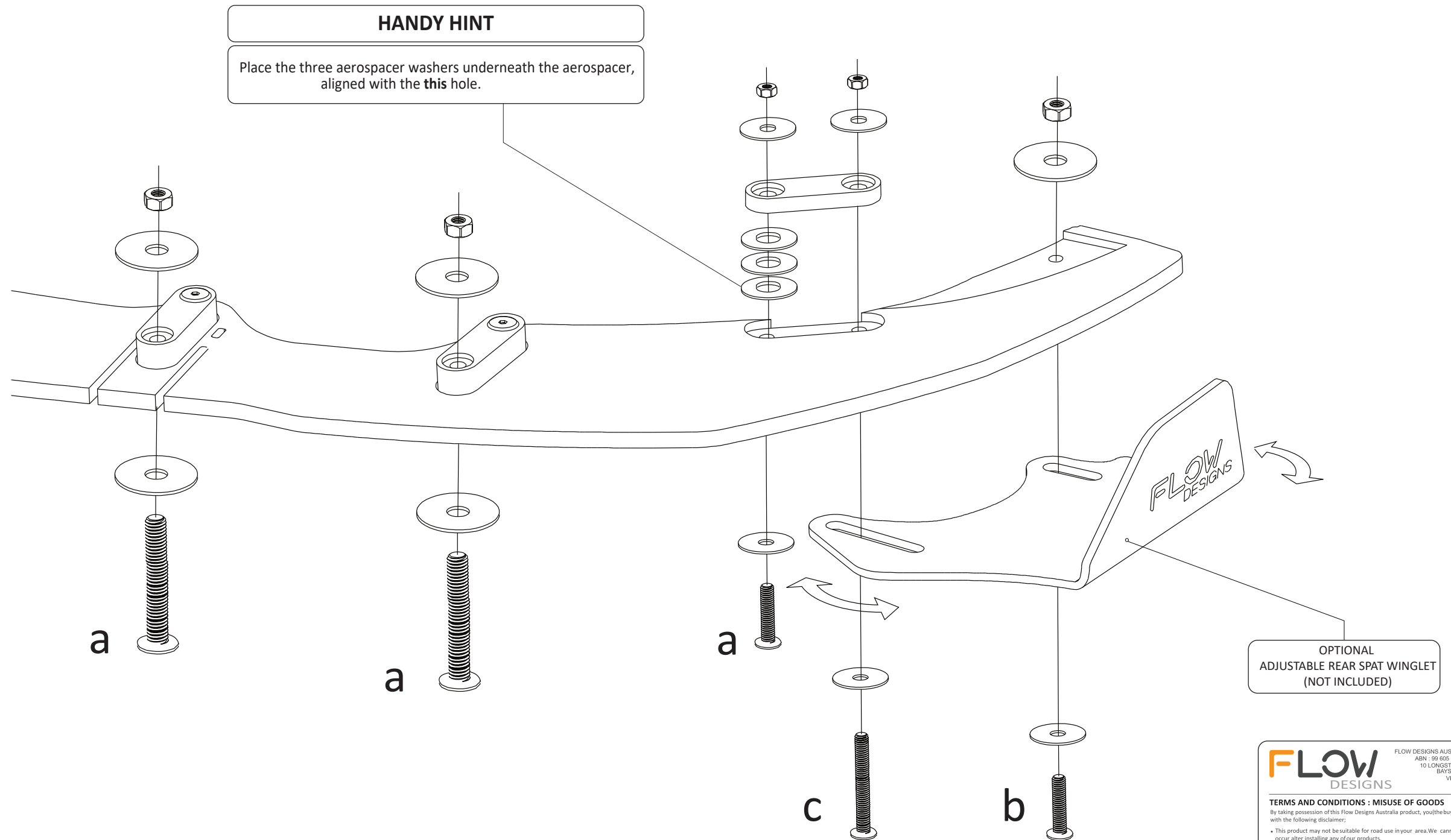
HYUNDAI i30 PD 1&2 ACTIVE/ELITE: REAR DIFFUSER + ADJUSTABLE REAR WINGLETS

INSTALLATION AND FITTING SERVICES

If you are having any difficulties please seek professional advice from the listed International and Domestic Authorised Dealers on our website.

www.flowdesignsaustralia.com

BUMPER REMOVAL NOT REQUIRED



FITTING KIT

SUPPLIED WITH REAR DIFFUSER



TERMS AND CONDITIONS : MISUSE OF GOODS
By taking possession of this Flow Designs Australia product, you(the buyer) agree that you have read, understood and will comply with the following disclaimer:
• This product may not be suitable for road use in your area. We cannot be held liable for any penalties or infringements that may occur after installing any of our products.
• We cannot guarantee that this product will comply with subsequent aftermarket products you have applied to your vehicle.
• It is not legal to fit parts on to a road registered vehicle unless it carries and meets the design rules and public road regulations of your area, region and/or country.
• We do make our best effort to consider safety when designing our products, we want the scene to be a safe place for everyone!
This disclaimer absolves us (Flow Designs Australia) of any and all liability or breaches to any requirement as a result of installation of our products.

www.flowdesignsaustralia.com

