

# FITTING DIAGRAM

## HYUNDAI PD i30N FACELIFT: FRONT SPLITTER INSTRUCTIONS

### INSTALLATION AND FITTING SERVICES

If you are having any difficulties please seek professional advice from the listed International and Domestic Authorised Dealers on our website.

[www.flowdesignsaustralia.com](http://www.flowdesignsaustralia.com)

# BUMPER REMOVAL NOT REQUIRED

## FITTING KIT

**a**

**M6 BOLT  
30mm LONG  
X 4**

PLEASE NOTE:  
DRILLING REQUIRED  
TO FASTEN TO BUMPER  
PLEASE USE 8mm DRILL BIT

**b**

**M6 BOLT  
25mm LONG  
X 4**

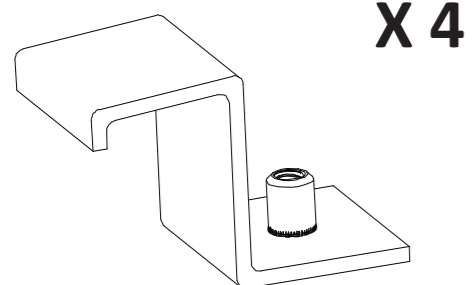
PLEASE NOTE:  
DRILLING REQUIRED  
TO FASTEN TO BUMPER  
PLEASE USE 8mm DRILL BIT

**c**

**M6 BOLT  
25mm LONG  
X 4**

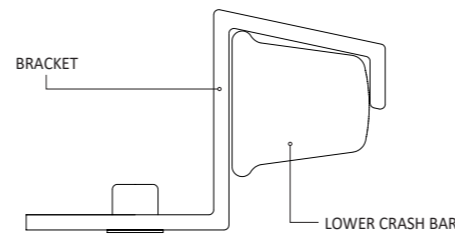
PLEASE NOTE:  
DRILLING NOT REQUIRED  
TO FASTEN TO BUMPER

## MOUNTING BRACKETS



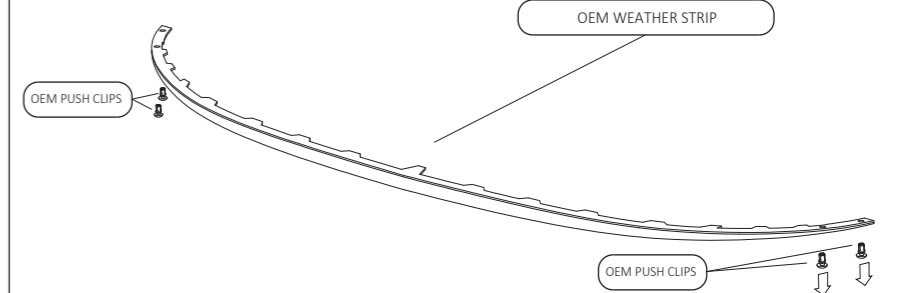
SCAN QR CODE TO ACCESS AN INSTRUCTIONAL VIDEO ON HOW TO INSTALL REINFORCEMENT BRACKETS

### HANDY HINT

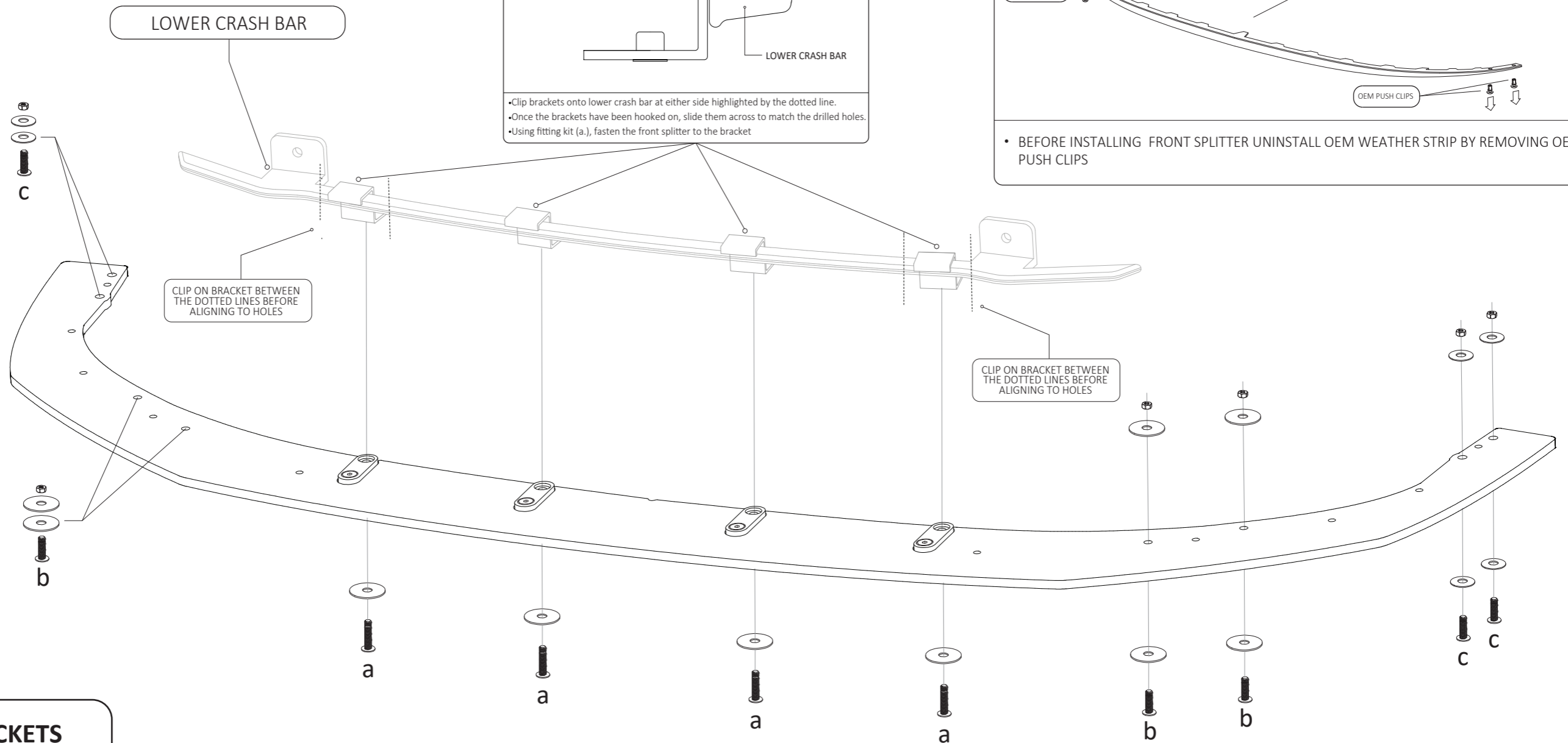


- Clip brackets onto lower crash bar at either side highlighted by the dotted line.
- Once the brackets have been hooked on, slide them across to match the drilled holes.
- Using fitting kit (a.), fasten the front splitter to the bracket

### HANDY HINT



- BEFORE INSTALLING FRONT SPLITTER UNINSTALL OEM WEATHER STRIP BY REMOVING OEM PUSH CLIPS



**PLEASE NOTE**  
FOR ADD ON ACCESSORIES

**DO NOT**  
OVERTIGHTEN FASTENERS  
INTO BRASS FITTINGS

HAND TIGHTEN ONLY

**FLOW** DESIGNS

FLOW DESIGNS AUSTRALIA  
ABN : 99 005 842 199  
FACTORY 11  
10 LONGSTAFF RD  
BAYSWATER  
VIC. 3153

DESIGNED AND MANUFACTURED IN AUSTRALIA

**TERMS AND CONDITIONS : MISUSE OF GOODS**

By taking possession of this Flow Designs Australia product, you (the buyer) agree that you have read, understood and will comply with the following disclaimer:

- This product may not be suitable for road use in your area. We cannot be held liable for any penalties or infringements that may occur after installing any of our products.
- We cannot guarantee that this product will comply with subsequent aftermarket products you have applied to your vehicle.
- It is not legal to fit parts onto a road registered vehicle unless it carries and meets the design rules and public road regulations of your area, region and/or country.
- We do make our best effort to consider safety when designing our products, we want the scene to be a safe place for everyone!

This disclaimer absolves us (Flow Designs Australia) of any and all liability for breaches to any requirement as a result of installation of our products.

[www.flowdesignsaustralia.com](http://www.flowdesignsaustralia.com)