

# FITTING DIAGRAM

HYUNDAI i20 N BC3: SIDE SPLITTER

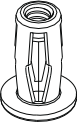
INSTALLATION AND FITTING SERVICES

If you are having any difficulties please seek professional advice from the listed International and Domestic Authorised Dealers on our website.

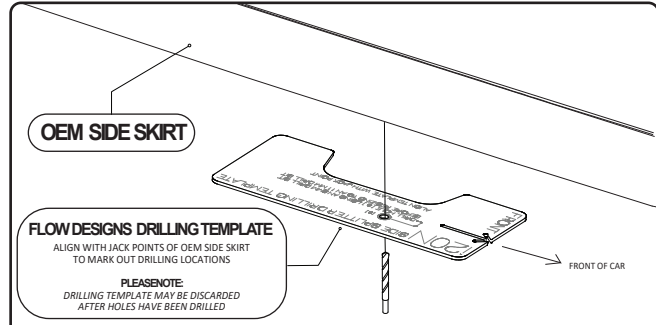
www.flowdesignsaustralia.com

# SIDE SKIRT REMOVAL NOT REQUIRED

INSTRUCTIONAL VIDEO QR CODE



## HANDY HINT



- For correct alignment, align the template with jacking points at both the front and rear of the side skirt ensuring that the template arrow points to the front of the car.
- Mark out and drill holes using an 8mm bit drill bit, then using an 11mm bit enlarge holes.
- Install jack nuts into drilled holes
- Bolt the splitter to the side skirt using bolts (a.)
- Using the splitter as a guide, mark out and drill the remaining holes using an 8mm bit
- Remove splitter, enlarge holes using an 11mm bit and install jack nuts into holes Bolt splitter to side skirt using bolts (a.), ensuring to be careful not to thread jack nuts

**DO NOT OVERTIGHTEN ORTHREAD JACKNUTS**

## FITTING KIT

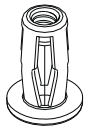
a

M6 BOLT  
25mm LONG

**X 22**

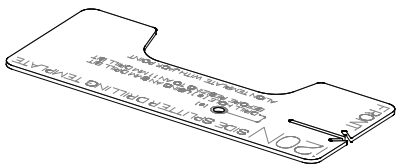
PLEASE NOTE:  
DRILLING REQUIRED  
TO FASTEN TO BUMPER  
PLEASE USE 8mm DRILL BIT  
& ENLARGE WITH 11MM BIT

SPARE JACKNUTS



**X 2**

## DRILLING TEMPLATE



## INSTRUCTIONAL VIDEO QR CODE



**PLEASE NOTE**  
FOR ADD ON ACCESSORIES

**DO NOT**  
OVERTIGHTEN FASTENERS  
INTO BRASS FITTINGS

HAND TIGHTEN ONLY

**FLOW DESIGNS**

FLOW DESIGNS AUSTRALIA  
ABN: 99 605 842 199  
10 LONGSTAFF RD  
BAYWATER  
VIC. 3153

DESIGNED AND MANUFACTURED IN AUSTRALIA

**TERMS AND CONDITIONS: MISUSE OF GOODS**

By taking possession of this Flow Designs Australia product, you (the buyer) agree that you have read, understood and will comply with the following disclaimer:

- This product may not be suitable for road use in your area. We cannot be held liable for any penalties or infringements that may occur after installing any of our products.
- We cannot guarantee that this product will comply with subsequent aftermarket products you have applied to your vehicle.
- It is not legal to fit parts onto a road registered vehicle unless it carries and meets the design rules and public road regulations of your area, region and/or country.
- We do make our best effort to consider safety when designing our products, we want the scene to be a safe place for everyone! This disclaimer absolves us (Flow Designs Australia) of any and all liability for breaches to any requirement as a result of installation of our products.

www.flowdesignsaustralia.com