

# HYUNDAI CN7 N-LINE REAR DIFFUSER

PLEASE SCAN QR CODE  
TO WATCH INSTRUCTIONAL VIDEO  
BEFORE INSTALLING



# FITTING DIAGRAM

## HYUNDAI CN7 N-LINE SEDAN: REAR DIFFUSER + FLOW-LOCK FINS

INSTALLATION AND FITTING SERVICES

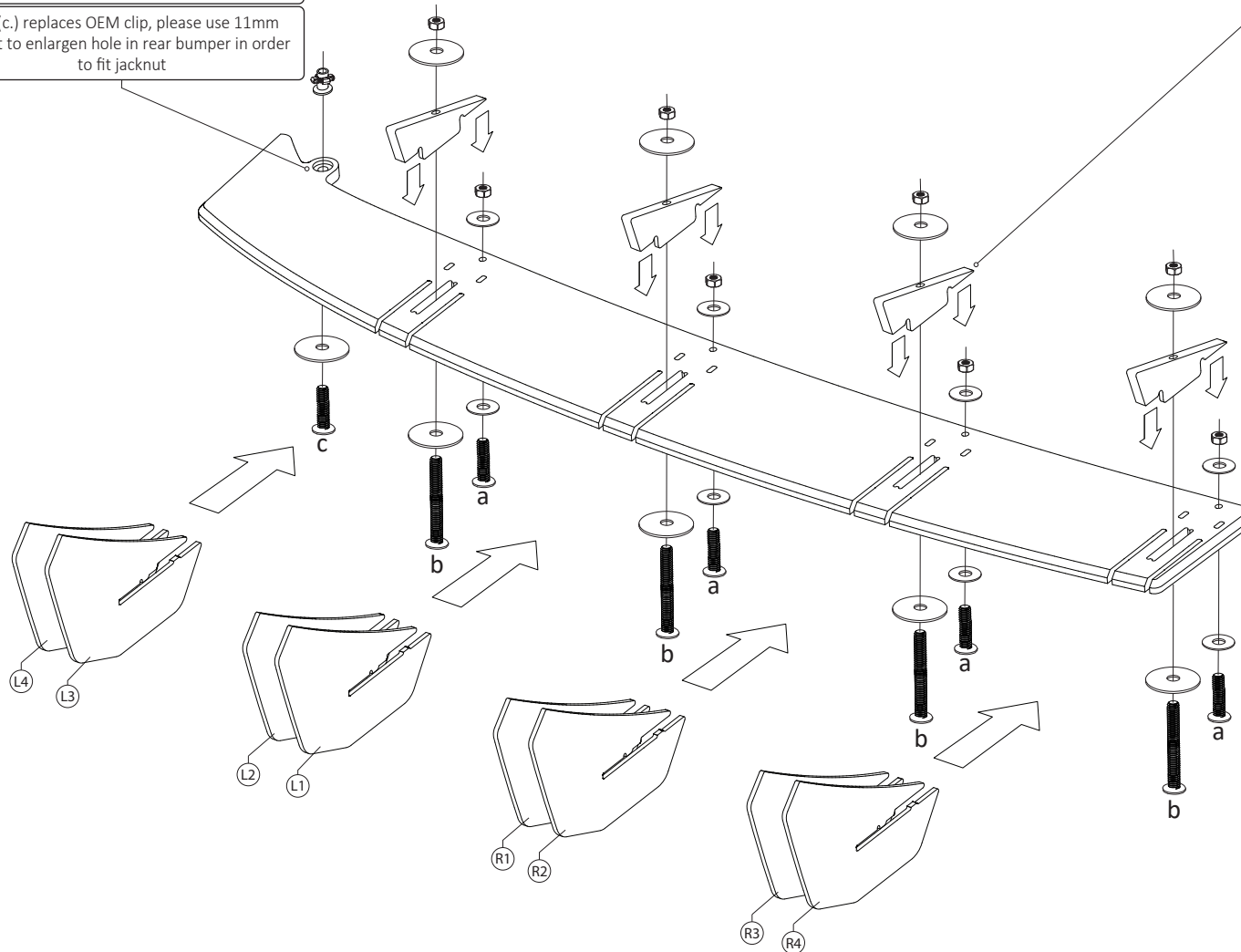
If you are having any difficulties please seek professional advice from the listed International and Domestic Authorised Dealers on our website.

[www.flowdesignsaustralia.com](http://www.flowdesignsaustralia.com)

# BUMPER REMOVAL NOT REQUIRED

### HANDY HINT

Bolt (c.) replaces OEM clip, please use 11mm drill bit to enlarge hole in rear bumper in order to fit jacknut



### HANDY HINTS

#### STEP 1

ABS GUSSET

• Insert ABS gussets into each slot found on the rear diffuser.

#### STEP 2

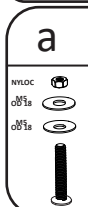
OEM DIFFUSER FIN

• Align template to OEM diffuser fin so that it sits within the pocket of template, ensuring back edge of the template aligns with the back edge of the the bumper trim.  
• Mark out and drill holes using a 5.5mm drill bit ensuring hole is in the middle of OEM fin.

#### STEP 3

• Bolt up rear diffuser with supplied bolts, aligning ABS gusset with OEM diffuser fins and holes drilled previously.

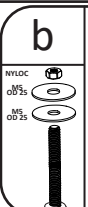
## FITTING KIT



**M5 BOLT  
25mm LONG**

**X 4**

PLEASE NOTE:  
DRILLING REQUIRED  
PLEASE USE 5.5MM  
DRILL BIT



**M5 BOLT  
60mm LONG**

**X 4**

PLEASE NOTE:  
DRILLING REQUIRED  
PLEASE USE 5.5MM  
DRILL BIT

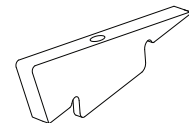


**M6 BOLT  
25mm LONG**

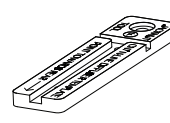
**X 1**

PLEASE NOTE:  
DRILLING REQUIRED  
TO FASTEN TO BUMPER  
PLEASE USE 11mm DRILL BIT

**ABS GUSSET X4**



**TEMPLATE X1**



INSTRUCTIONAL  
VIDEO QR CODE



**FLOW-LOCK**  
TECHNOLOGY

**FLOW**  
DESIGNS

FLOW DESIGNS AUSTRALIA  
ABN: 56 636 642 193  
15 BLOOMFIELD RD  
SAVANNAH  
VIC 3135



#### TERMS AND CONDITIONS : MISUSE OF GOODS

This Product application is not intended for public road registered vehicles within Australia. Regulations may vary from Countries outside of Australia. Please check your Country's and State's road regulations before installing on a vehicle intended for public road use.

Flow Designs Australia PTY LTD will not be liable for any liabilities in relation to any use of the goods other than in strict accordance with the Company's instructions and for the purposes and application for which the goods were supplied by the Company.  
The Client undertakes with the Company:  
• That it will acquiesce itself with the requirements of all relevant government or statutory and other authorities, bodies or corporations relating to the goods and/or services and to the applications to which the goods and/or services are to be put.  
• That at all times while the goods are in its possession or under its control it will comply with such requirements.  
• That it will procure that any purchaser of goods from it will also acquiesce itself with, and will comply with, such requirements.  
• That it will indemnify the Company against any liability resulting from a breach of any such requirements.

[www.flowdesignsaustralia.com](http://www.flowdesignsaustralia.com)