

# FITTING DIAGRAM

FORD XR5 V3: REAR DIFFUSER + FLOW LOCK FINS INSTRUCTIONS

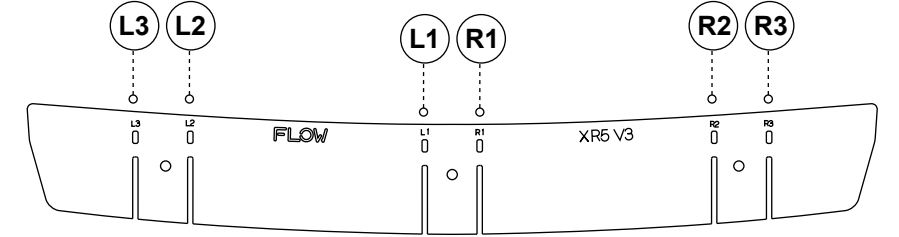
## INSTALLATION AND FITTING SERVICES

If you are having any difficulties please seek professional advice from the listed International and Domestic Authorised Dealers on our website.

www.flowdesignsaustralia.com

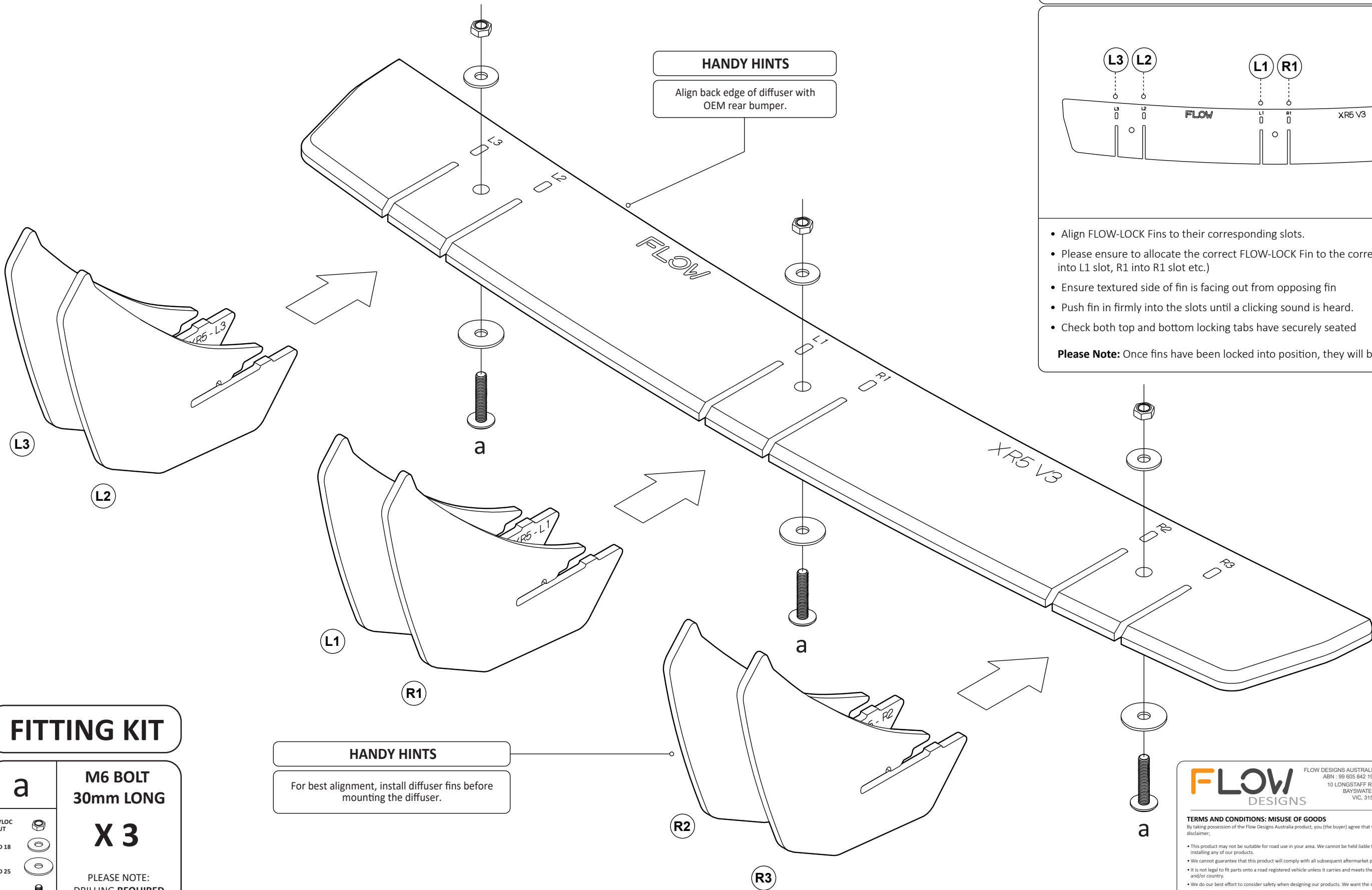
# BUMPER REMOVAL NOT REQUIRED

## HANDY HINTS



- Align FLOW-LOCK Fins to their corresponding slots.
- Please ensure to allocate the correct FLOW-LOCK Fin to the correct corresponding slot (L1 into L1 slot, R1 into R1 slot etc.)
- Ensure textured side of fin is facing out from opposing fin
- Push fin in firmly into the slots until a clicking sound is heard.
- Check both top and bottom locking tabs have securely seated

**Please Note:** Once fins have been locked into position, they will be difficult to remove.



### HANDY HINTS

Align back edge of diffuser with OEM rear bumper.

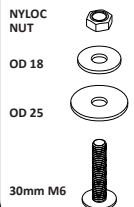
### HANDY HINTS

For best alignment, install diffuser fins before mounting the diffuser.

## FITTING KIT

**a**  
M6 BOLT  
30mm LONG

**X 3**



PLEASE NOTE:  
DRILLING REQUIRED  
TO FASTEN TO BUMPER  
PLEASE USE 8mm DRILL BIT



**TERMS AND CONDITIONS: MISUSE OF GOODS**  
By taking possession of the Flow Designs Australia product, you (the buyer) agree that you have read, understood and will comply with the following disclaimer:

- This product may not be suitable for road use in your area. We cannot be held liable for any penalties or infringements that may occur after installing any of our products.
- We cannot guarantee that this product will comply with all subsequent aftermarket products you have applied to your vehicle.
- It is not legal to fit parts onto a road registered vehicle unless it carries and meets the design rules and public road regulations of your area, region and/or country.
- We do our best effort to consider safety when designing our products. We want the scene to be a safe place for everyone!

This disclaimer absolves us (Flow Designs Australia) of any and all liability or breaches to any requirement as a result of installation of our products.

www.flowdesignsaustralia.com

**FLOW-LOCK**  
TECHNOLOGY