

FITTING GUIDE - PAGE 1

FORD MUSTANG S550 FN GT - FRONT SPLITTER INSTRUCTIONS

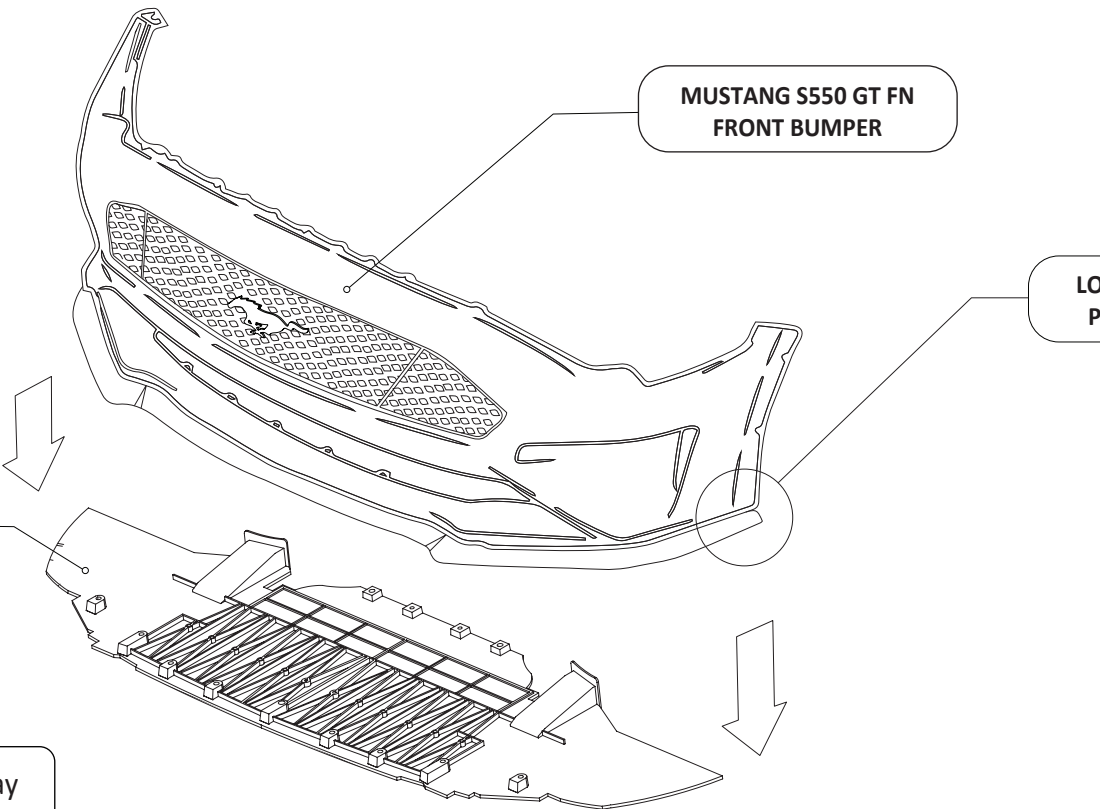
INSTALLATION AND FITTING SERVICES

If you are having any difficulties please seek professional advise from the listed International and Domestic Authorised Dealers on our website.

www.flowdesignsaustralia.com

BUMPER REMOVAL NOT REQUIRED

FORD MUSTANG S550 GT FN - FRONT OEM LIP REINFORCEMENT BOLT INSTRUCTIONS




MUSTANG S550 GT FN FRONT BUMPER

MUSTANG S550 GT FN OEM UNDERTRAY

STEP 1

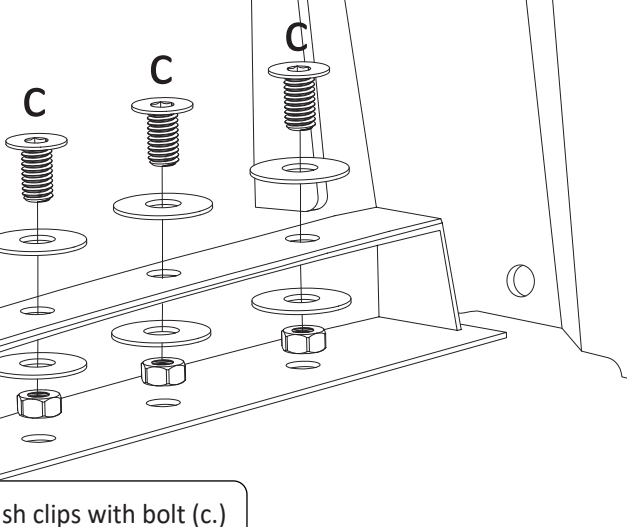
- Remove the OEM undertray



LOCATION OF PUSH CLIPS

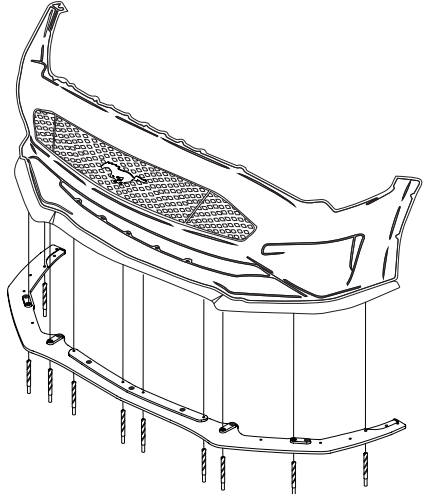
STEP 2

- Locate three push clips located on the each of the ends closest to the wheel well inside the OEM front bumper.
- Remove the three push clips



STEP 3

- Replace the three removed push clips with bolt (c.)

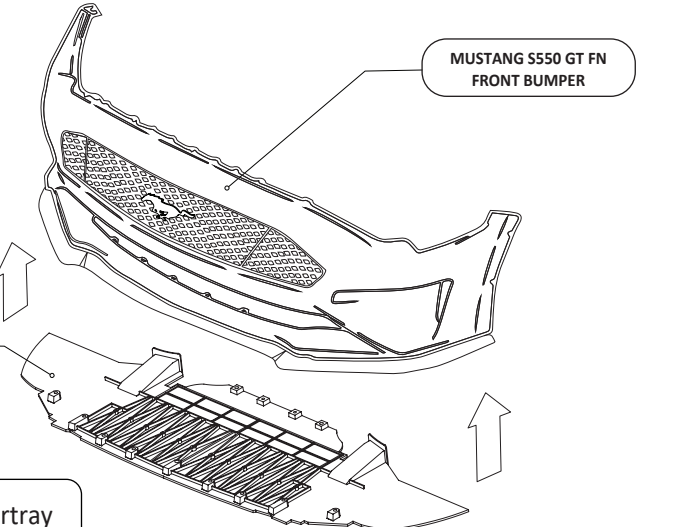


HANDY HINT

Ensure these holes align with OEM speed clips so that bolts (c.) can use speed clips as fastening method

STEP 4

- Using the splitter as a guide, drill holes where bolts (b.) are located.
- Ensure these holes align with OEM speed clips so that bolts (b.) can use speed clips as fastening method
- Remove splitter when holes have been drilled



MUSTANG S550 GT FN FRONT BUMPER

MUSTANG S550 GT FN OEM UNDERTRAY

STEP 5

- Reinstall the OEM undertray

To install splitter continue to page 2

FLOW DESIGNS
FLOW DESIGNS AUSTRALIA
ABN: 99 605 842 199
FACTORY 11
6-7 NICOLE CLOSE
BAYSWATER NORTH
VIC. 3163
DESIGNED AND MANUFACTURED IN AUSTRALIA

TERMS AND CONDITIONS : MISUSE OF GOODS
By taking possession of this Flow Designs Australia product, you (the buyer) agree that you have read, understood and will comply with the following disclaimer:
• This product may not be suitable for road use in your area. We cannot be held liable for any penalties or infringements that may occur after installing any of our products.
• We cannot guarantee that this product will comply with subsequent aftermarket products you have applied to your vehicle.
• It is not legal to fit parts onto a road registered vehicle unless it carries and meets the design rules and public road regulations of your area, region and/or country.
• We do make our best effort to consider safety when designing our products, we want the scene to be a safe place for everyone!
This disclaimer absolves us (Flow Designs Australia) of any and all liability for breaches to any requirement as a result of installation of our products.

www.flowdesignsaustralia.com

FITTING DIAGRAM - PAGE 2

FORD MUSTANG S550 FN GT - FRONT SPLITTER INSTRUCTIONS

INSTALLATION AND FITTING SERVICES

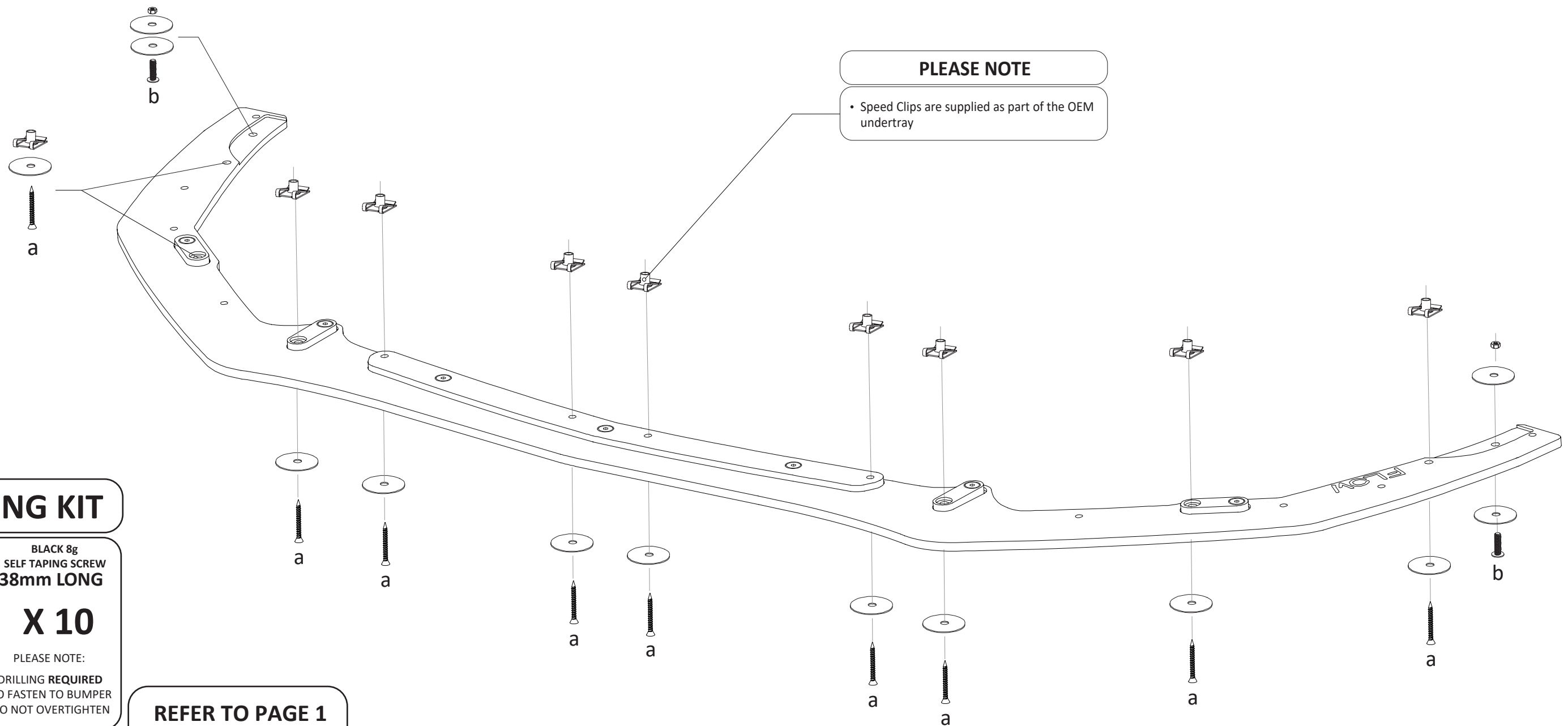
If you are having any difficulties please seek professional advice from the listed International and Domestic Authorised Dealers on our website.

www.flowdesignsaustralia.com

BUMPER REMOVAL NOT REQUIRED

PLEASE NOTE

- Speed Clips are supplied as part of the OEM undertray



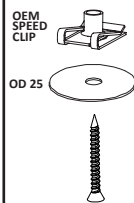
FITTING KIT

a

BLACK 8g
SELF TAPING SCREW
38mm LONG

X 10

PLEASE NOTE:
DRILLING REQUIRED
TO FASTEN TO BUMPER
DO NOT OVERTIGHTEN

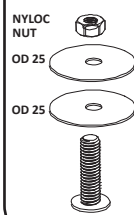


b

M6 BOLT
20mm LONG

X 2

PLEASE NOTE:
DRILLING REQUIRED
TO FASTEN TO BUMPER
DO NOT OVERTIGHTEN



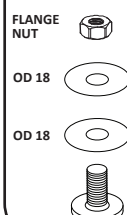
REFER TO PAGE 1

c

M6 BOLT
16mm LONG

X 6

PLEASE NOTE:
DRILLING NOT REQUIRED
TO FASTEN
DO NOT OVERTIGHTEN



TERMS AND CONDITIONS : MISUSE OF GOODS
By taking possession of this Flow Designs Australia product, you (the buyer) agree that you have read, understood and will comply with the following disclaimer:

- This product may not be suitable for road use in your area. We cannot be held liable for any penalties or infringements that may occur after installing any of our products.
- We cannot guarantee that this product will comply with subsequent aftermarket products you have applied to your vehicle.
- It is not legal to fit parts onto a road registered vehicle unless it carries and meets the design rules and public road regulations of your area, region and/or country.
- We do make our best effort to consider safety when designing our products, we want the scene to be a safe place for everyone! This disclaimer absolves us (Flow Designs Australia) of any and all liability for breaches to any requirement as a result of installation of our products.

www.flowdesignsaustralia.com