

FITTING DIAGRAM

FORD MK4 ST-LINE: REAR DIFFUSER

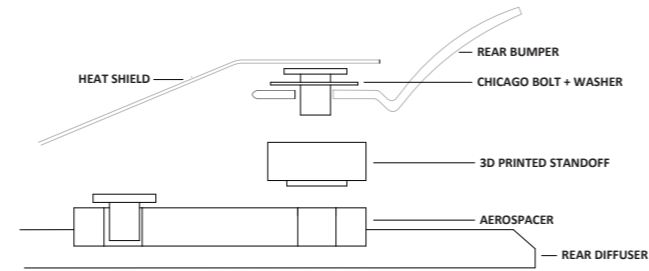
INSTALLATION AND FITTING SERVICES

If you are having any difficulties please seek professional advice from the listed International and Domestic Authorised Dealers on our website.

www.flowdesignsaustralia.com

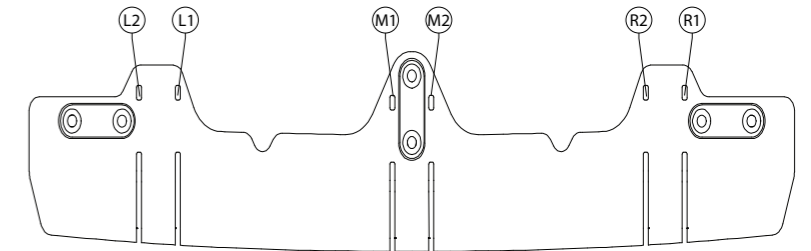
BUMPER REMOVAL NOT REQUIRED

HANDY HINTS



- For correct installment, ensure the chicago bolt and washer is placed inbetween the rear bumper and heat shield.
- Ensure the 3D printed standoff is placed between the rear bumper and the aerospacer

HANDY HINTS



- Align FLOW-LOCK Fins to their corresponding slots.
- Please ensure to allocate the correct FLOW-LOCK Fin to the correct corresponding slot (M1 into M1 slot, M2 into M2 slot etc.)
- Ensure textured side of fin is facing out from opposing fin
- Push fin firmly into the slots until a clicking sound is heard.
- Check both top and bottom locking tabs have securely seated.

Please Note : Once fins have been locked into position, they will be difficult to remove.

HANDY HINTS

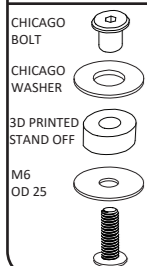
For correct fitment, install all fins onto rear diffuser before fastening to rear bumper

FITTING KIT

a

**M6 BOLT
25mm LONG**

X 1

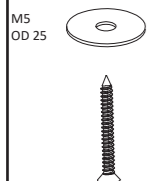


PLEASE NOTE:
DRILLING REQUIRED
TO FASTEN TO BUMPER
PLEASE USE 8mm DRILL BIT

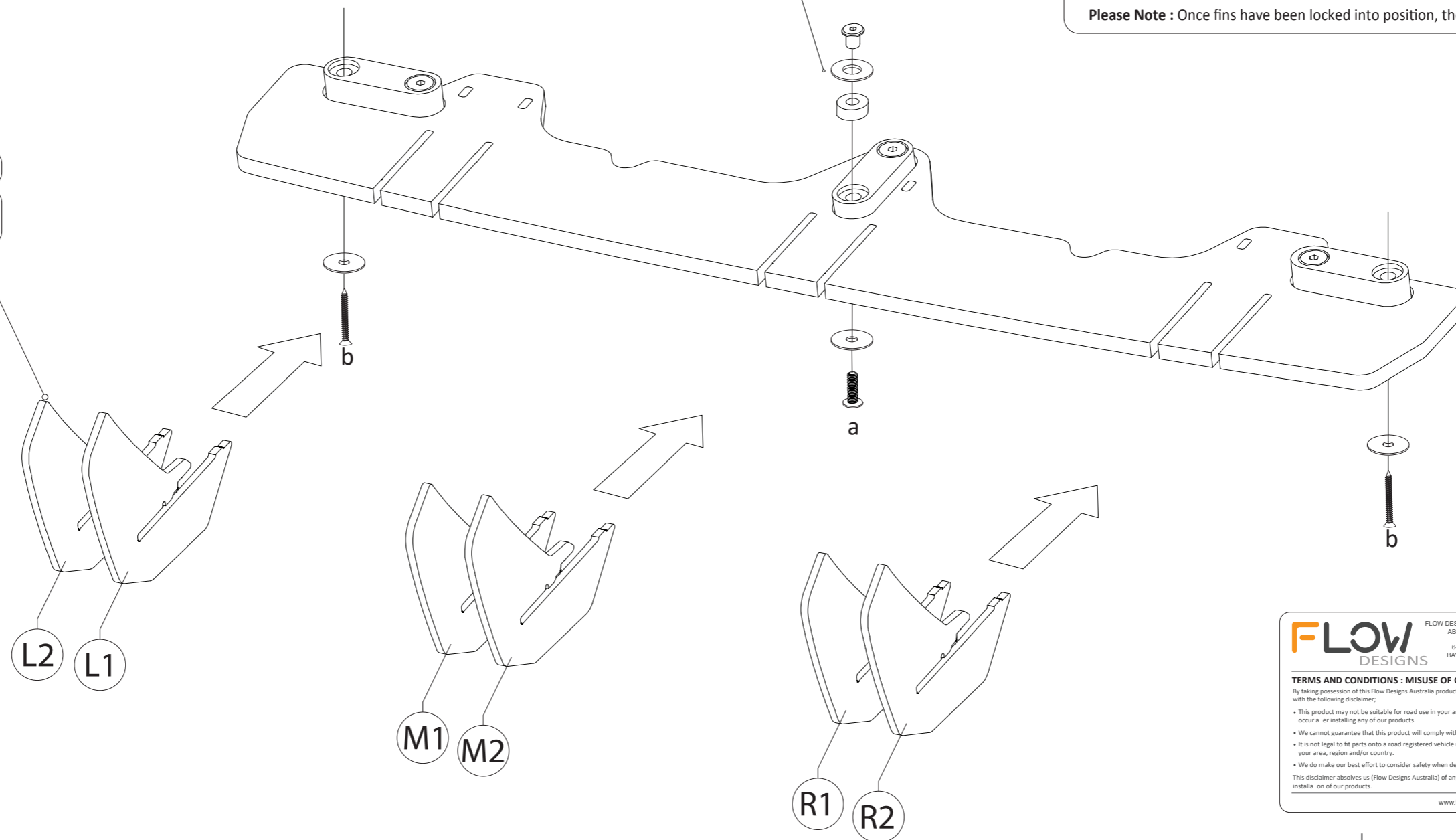
b

**8g SELF TAPPING
SCREW
50mm LONG**

X 2



PLEASE NOTE:
DRILLING NOT REQUIRED
TO FASTEN TO BUMPER
REPLACES OEM BOLT



FLOW DESIGNS
FLOW DESIGNS AUSTRALIA
 ABN : 99 605 842 199
 FACTORY 11
 6-7 NICHOLES CLOSE
 BAYSWATER NORTH
 VIC, 3153

TERMS AND CONDITIONS : MISUSE OF GOODS
 By taking possession of this Flow Designs Australia product, you (the buyer) agree that you have read, understood and will comply with the following disclaimer:
 • This product may not be suitable for road use in your area. We cannot be held liable for any penalties or infringements that may occur as a result of installing any of our products.
 • We cannot guarantee that this product will comply with subsequent aftermarket products you have applied to your vehicle.
 • It is not legal to fit parts onto a road registered vehicle unless it carries and meets the design rules and public road regulations of your area, region and/or country.
 • We do make our best effort to consider safety when designing our products, we want the scene to be a safe place for everyone!
 This disclaimer absolves us (Flow Designs Australia) of any and all liability for breaches to any requirement as a result of installation of our products.
www.flowdesignsaustralia.com