

FITTING DIAGRAM

FORD MK3 FOCUS RS : REAR UNDER SPOILER + FAIRING

INSTALLATION AND FITTING SERVICES


If you are having any difficulties please seek professional advise from the listed International and Domestic Authorised Dealers on our website.

www.flowdesignsaustralia.com

**BUMPER REMOVAL
NOT REQUIRED**

HANDY HINT 1a

COMPRESSED JACK NUT

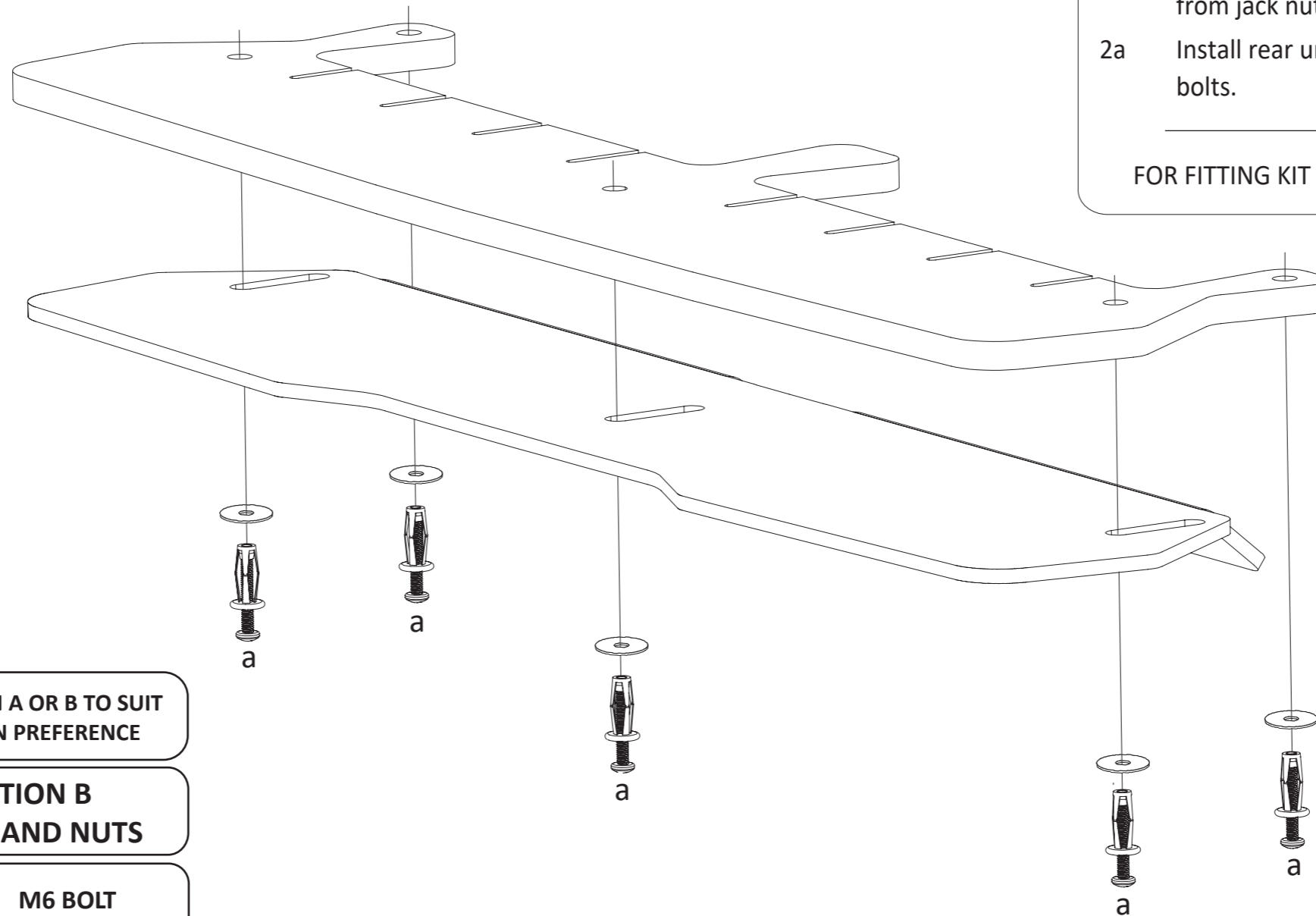


HANDY HINTS

FOR FITTING KIT OPTION A

- 1a Insert jack nuts in bumper and compress by screwing in bolts provided with jack nuts.
- 1b Once jack nut is securely compressed, remove bolts from jack nut.
- 2a Install rear under spoiler and fairing using jack nut bolts.

FOR FITTING KIT OPTOIN B **DO NOT** INSTALL JACK NUTS



FITTING KIT

CHOOSE OPTION A OR B TO SUIT
INSTALLATION PREFERENCE

OPTION A JACK NUTS

a



JACK NUT
30mm LONG

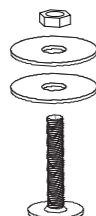
X 5

PLEASE NOTE:
DRILLING REQUIRED
TO FASTEN TO BUMPER

PLEASE USE 8mm DRILL BIT

OPTION B BOLTS AND NUTS

b



M6 BOLT
20mm LONG

X 5

PLEASE NOTE:
DRILLING REQUIRED
TO FASTEN TO BUMPER

PLEASE USE 8mm DRILL BIT