

# FITTING DIAGRAM

## FORD FOCUS MK4 ST - FRONT SPLITTER INSTRUCTIONS

INSTALLATION AND FITTING SERVICES

If you are having any difficulties please seek professional advice from the listed International and Domestic Authorised Dealers on our website.

[www.flowdesignsaustralia.com](http://www.flowdesignsaustralia.com)

# BUMPER REMOVAL NOT REQUIRED

### HANDY HINTS

Install corner bolts (c.) first for best alignment

### HANDY HINTS

Place 3D printed standoff between aerospace and bottom of OEM front bumper

### HANDY HINTS

Place 3D printed standoff between aerospace and bottom of OEM front bumper

### HANDY HINTS

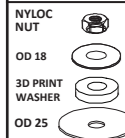
- For best alignment, first mount front splitter to front bumper using OEM holes and bolts (b.) and (c.)
- Use splitter as a guide to drill out holes (a.) through both front bumper and front undertray

### FITTING KIT

**a**

**M6 BOLT  
50mm LONG**

**X 2**

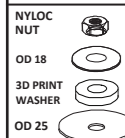


PLEASE NOTE:  
DRILLING **NOT** REQUIRED  
TO FASTEN TO BUMPER

**b**

**M6 BOLT  
50mm LONG**

**X 2**

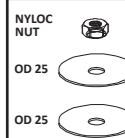


PLEASE NOTE:  
DRILLING **REQUIRED**  
TO FASTEN TO BUMPER  
PLEASE USE 8mm DRILL BIT

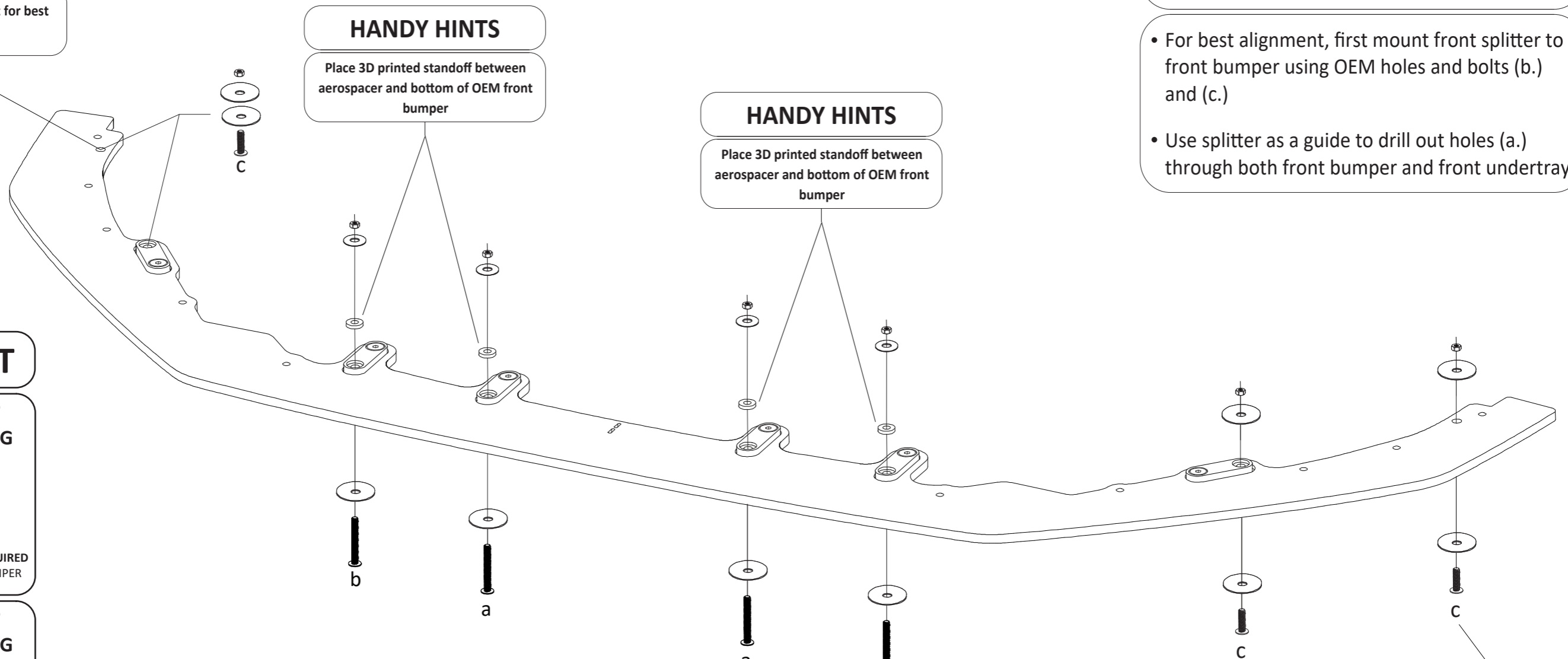
**c**

**M6 BOLT  
30mm LONG**

**X 4**



PLEASE NOTE:  
DRILLING **NOT** REQUIRED  
TO FASTEN TO BUMPER



### HANDY HINTS

Install corner bolts (c.) first for best alignment



**TERMS AND CONDITIONS : MISUSE OF GOODS**  
 By taking possession of this Flow Designs Australia product, you (the buyer) agree that you have read, understood and will comply with the following disclaimer:

- This product may not be suitable for road use in your area. We cannot be held liable for any penalties or infringements that may occur after installing any of our products.
- We cannot guarantee that this product will comply with subsequent aftermarket products you have applied to your vehicle.
- It is not legal to fit parts onto a road registered vehicle unless it carries and meets the design rules and public road regulations of your area, region and/or country.
- We do make our best effort to consider safety when designing our products, we want the scene to be a safe place for everyone! This disclaimer absolves us (Flow Designs Australia) of any and all liability for breaches to any requirement as a result of installation of our products.

[www.flowdesignsaustralia.com](http://www.flowdesignsaustralia.com)