

FITTING DIAGRAM

FORD FG1: FRONT SPLITTER INSTRUCTIONS

INSTALLATION AND FITTING SERVICES

If you are having any difficulties please seek professional advice from the listed International and Domestic Authorised Dealers on our website.

www.flowdesignsaustralia.com

**BUMPER REMOVAL
NOT REQUIRED**

HANDY HINTS

Align corner of splitter to back edge of bumper. **Remove OEM screws** and replace with mounting bolts (c) first for best fitment.

HANDY HINTS

For best fitment, **align reference hole** on splitter to hole on underside of bumper prior to drilling.

HANDY HINTS

Undo OEM screws for front undertray and bumper to allow access for mounting bolts. **Reinstall OEM screws** after installation of front splitter.

HANDY HINTS

For best fitment, **align reference hole** on splitter to hole on underside of bumper prior to drilling.

HANDY HINTS

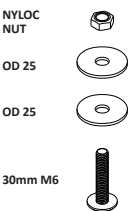
Align corner of splitter to back edge of bumper. **Remove OEM screws** and replace with mounting bolts (c) first for best fitment.

FITTING KIT

a

M6 BOLT
30mm LONG

X 6

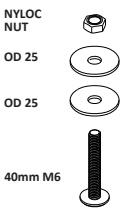


PLEASE NOTE:
DRILLING REQUIRED
TO FASTEN TO BUMPER
PLEASE USE 8mm DRILL BIT

b

M6 BOLT
40mm LONG

X 4

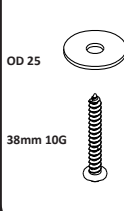


PLEASE NOTE:
DRILLING REQUIRED
TO FASTEN TO BUMPER
PLEASE USE 8mm DRILL BIT

c

BLACK 10g
SELF TAPPING SCREW
38mm LONG

X 2



PLEASE NOTE:
DRILLING NOT REQUIRED
TO FASTEN TO BUMPER
REPLACE OEM SCREW



PLEASE NOTE
FOR ADD ON ACCESSORIES

DO NOT
OVERTIGHTEN FASTENERS
INTO BRASS FITTINGS

HAND TIGHTEN ONLY

FLOW
DESIGNS

FLOW
DESIGNS

FLOW DESIGNS AUSTRALIA
ABN : 99 605 842 199
10 LONGSTAFF RD
BAYSWATER
VIC, 3153



TERMS AND CONDITIONS: MISUSE OF GOODS
By taking possession of the Flow Designs Australia product, you (the buyer) agree that you have read, understood and will comply with the following disclaimer;
• This product may not be suitable for road use in your area. We cannot be held liable for any penalties or infringements that may occur after installing any of our products.
• We cannot guarantee that this product will comply with all subsequent aftermarket products you have applied to your vehicle.
• It is not legal to fit parts onto a road registered vehicle unless it carries and meets the designs rules and public road regulations of your area, region and/or country.
• We do our best effort to consider safety when designing our products. We want the scene to be a safe place for everyone!
This disclaimer absolves us (Flow Designs Australia) of any and all liability or breaches to any requirement as a result of installation of our products.
www.flowdesignsaustralia.com