

FITTING DIAGRAM - PAGE 1

AUDI S3 8V SPORTBACK PFL V3: REAR DIFFUSER + FLOW LOCK FINS

INSTALLATION AND FITTING SERVICES

If you are having any difficulties please seek professional advise from the listed International and Domestic Authorised Dealers on our website.

www.flowdesignsaustralia.com

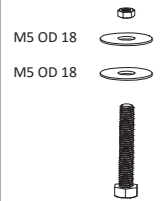
**BUMPER REMOVAL
NOT REQUIRED**

FITTING KIT

a

**M5 BOLT
30mm LONG**

X 4

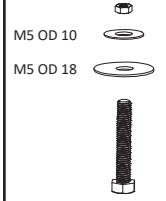


PLEASE NOTE:
DRILLING REQUIRED
TO FASTEN TO BUMPER
PLEASE USE 8mm DRILL BIT

b

**M5 BOLT
30mm LONG**

X 3

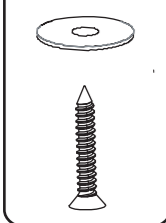


PLEASE NOTE:
DRILLING REQUIRED
TO FASTEN TO BUMPER
PLEASE USE 8mm DRILL BIT

c

**12 GAUGE SCREW
40mm LONG**

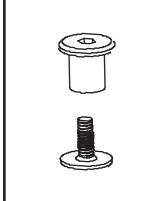
X 2



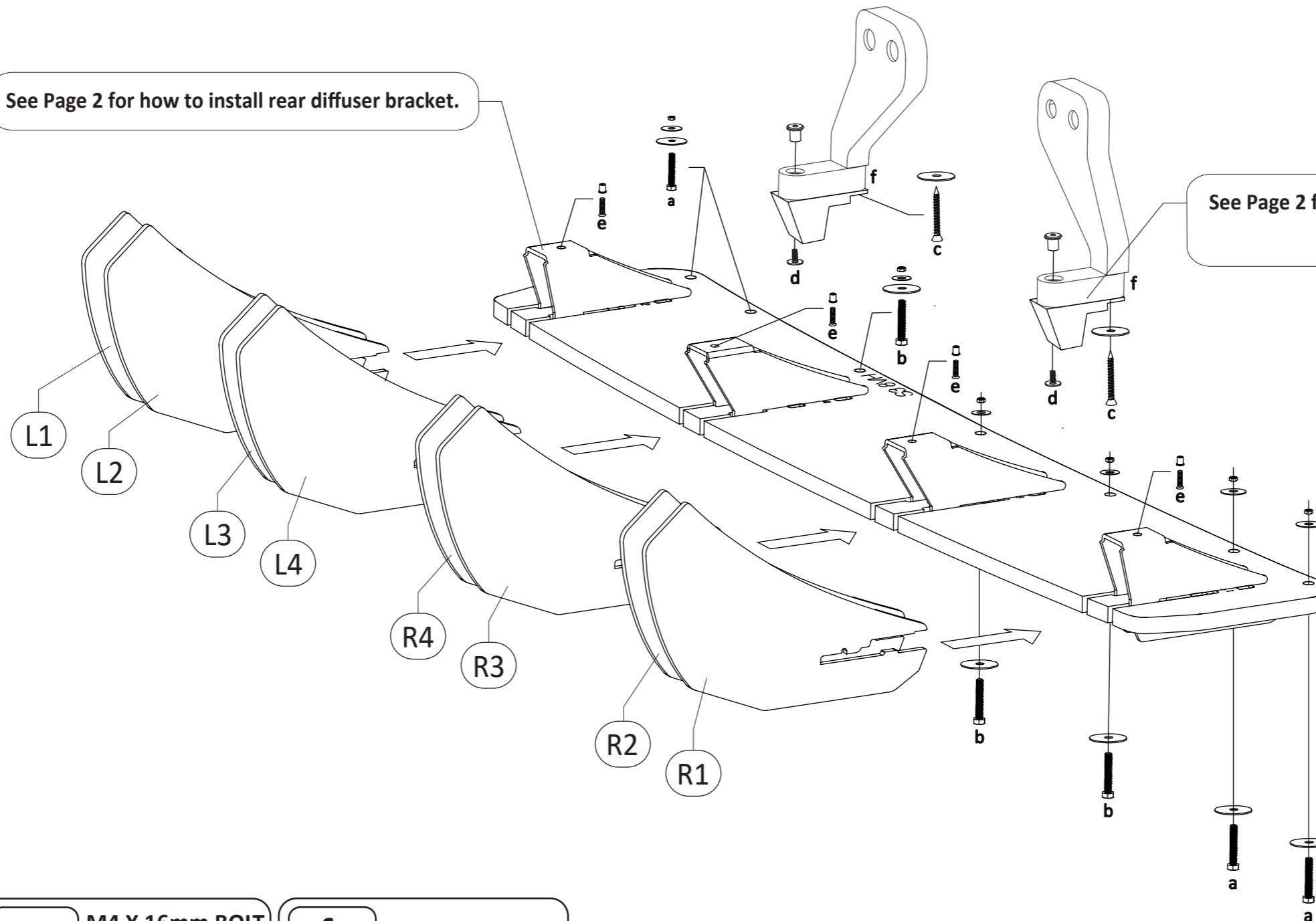
d

**M6 BOLT
12mm LONG**

X 2



See Page 2 for how to install rear diffuser bracket.



e

**M4 X 16mm BOLT
+
M4 RUBBER NUT**

X 4



f

**DOUBLE STACK
AEROSPACERS**

X 2

