

LUMIFI LIGHT SCENE GUIDE

Award-winning, Intuitive Mobile Interfaces & Lighting Designs


March 2017

LumiFi's platform empowers users to transform the way they experience lighting with intuitive features and tailored light scenes. LumiFi offers pre-composed and curated lighting moods at your fingertips. Just choose your mood or activity and let the magic simply happen around you - enhancing your life and the quality of your space. Our fully immersive interfaces offer an intuitive experience that requires no explanation of what lighting design expects of you.

The art of creating informed and intuitive light scenes requires professional lighting designer know-how to orchestrate different lights into one meaningful composition, thus creating an atmosphere. If lighting is done right, it will only be felt and not seen. The intangible value of good lighting is about creating an emotional connection and setting moods and ambiances that can transform the look and feel of any space. It requires the use of art and science along with years of training in scientific, psychological, technical, architectural and cultural fields. A layperson should not have to become a lighting expert in order to enhance their space, nor should they go through a tedious time-consuming setup process. LumiFi's award-winning lighting experts have done all the work.

THE LUMIFI LIGHT SCENES

- | | |
|--|--|
| 1. Standard Light Scenes | Selection out of 12 curated lighting designs; all can be personalized |
| 2. Event & Special Occasion Light Scenes | Selection out of 6 curated lighting designs; all can be personalized |
| 3. Custom Scenes | Branded, themed or white-labeled designs per client's choice (unlimited) |







LumiFi award-winning lighting moods and the logic of creating them are patent protected. Not only does our pre-configured light scene design save time in programming light scenes by automating the setup process, but it also differentiates between fixture and illumination types inside the space optimizing the light scene programming process. The patent also addresses learning mechanisms.

LumiFi's award-winning intuitive interface:

- Hospitality Design Award Finalist in the Technology Category (2015)
- Golden A'Design Award Winner Mobile Technologies, Applications & Software Design (2015)
- Thoughtful Things Fund - Selected Finalist by KPCB, Google Ventures, NEST (2014)







DEFAULT LIGHT SCENES	
MOOD ICON	LIGHT SCENE DESCRIPTION
	<p>ENERGIZE or DAY TIME</p> <p>Sunlight is the most powerful energetic force, and this mood uses the power of the sun to create the perfect environment for work, energy, and function or to represent daytime lighting. Years of science have defined the most productive times of the day for our body, and ENERGIZE brings the crisp tones of the early morning sun, the luminescence of noontime brightness overhead, and peripheral undertones of an afternoon sunbeam all together to invigorate the senses. ENERGIZE is a fully bright mood with even illumination throughout your space for everyday use.</p>
	<p>RELAX or AFTERNOON</p> <p>Hints of warm white with undertones of indirect amber bring the science of relaxation to your home. RELAX, inspired by the colors of warm white candlelight indoors and an amber sunset on the beach outdoors, immerses you in a progressive restorative environment. Flat, direct light balances your mood, while the soft ambience of indirect light helps your mind and body unwind. RELAX is a mostly dim lighting mood, focusing on more indirect and ambient lighting and just a bit of contrast for your evening.</p>
	<p>FOCUS or WORKING</p> <p>When it's time to block out all distractions and FOCUS, science tells us to keep a cool body and a warm environment. This work-oriented mood combines the direct light of an office and the cool indirect glow of a library for the highest functionality, while the warm indirect glow of a home fades into the periphery. FOCUS is a moderately bright mood in your functional zones, with lots of varied levels and contrast in localized areas, for daily use.</p>
	<p>REST or LATE NIGHT</p> <p>Ready to sleep? Deep blue colors induce a bit of funk and mystery. This dim, cozy, relaxed setting aids REST with warm white and lots of golden amber and deep dark blues. More indirect lighting allows for REST-inducing ambience. Wall sconce illumination defines the space to highlight the room for late night wandering.</p>



DEFAULT LIGHT SCENES	
MOOD ICON	LIGHT SCENE DESCRIPTION
	<p>SEXY or CLUB</p> <p>Take things up a notch with the SEXY mood. Step into your adrenalized side, by adding unexpected and wild accents to this romantic mood. A deep, romantic, cathouse red sets the tone, with unexpected passionate magenta and wild accents of powerful white fire for an atmosphere of intensity. SEXY is a very dim mood, with extreme accents and fiery contrast.</p>
	<p>PARTY</p> <p>Dance and PARTY like no one is watching! The nightclub is in your home, with hot disco reds and deep house purples setting the tone, flashes of bright fiesta yellows, surrounded by all-nighter blues and blowout greens. This mood will set the tone for any type of party. Designed to mold around your space, PARTY is a bright, festive mood, with lots of colors and extreme contrast.</p>
	<p>LOUNGE or MORNING</p> <p>Feel like you're at the beach and LOUNGE around. A medium-bright relaxed setting with an amber sunset feel allows for a chill mood or LOUNGE time. Warmer colors and medium brightness induce a peaceful vibe while the warm white allows indirect ambient lighting for socializing. Few accent lights create some highlights on gathering spaces. Change any space into a vacation getaway.</p>
	<p>ROMANCE</p> <p>Court your partner with ROMANCE. Immerse yourselves with the mystique of love from deep, passionate blues. Look up to feel the enjoyment and excitement of candlelight gold and amber hues. Create sentimental moments of adoration that you will remember, using this flattering lighting mood to court your way into each other's hearts. ROMANCE is a dim mood, with varied accents and passionate contrast.</p>



DEFAULT LIGHT SCENES	
MOOD ICON	LIGHT SCENE DESCRIPTION
	<p>TV or PRESENTATION</p> <p>Enjoy your favorite programs and movies with minimal external distraction from the TV mood. Highly saturated reds encourage your vision to adjust to the light of the television screen, combined with neutral whites and just a hint of amber to prevent eye fatigue. TV is a dim mood, with a flat, neutral tone and very low contrast.</p>
	<p>EVENT</p> <p>Warm amber colors mixed with blue and purple hue create a fun mysterious playful atmosphere. Great for evening entertainment or special occasions. It creates an atmosphere everyone enjoys.</p>
	<p>SOCIALIZE</p> <p>This light scene is a good every day mood with a combination of warm whites and brightness around 40% to 50%. It's good for everyday tasks, while still providing warmth.</p>
	<p>MEETING or CLEANING</p> <p>Ready to be productive! Perfect for working and overall efficiency, MEETING gives an intense daylight feel and an energy boost when you are tired and have a lot to do. With a bright, cold white setting, you'll stay alert throughout the day. Pendants are located above work surfaces along with task lights to create bright workspaces. Accent lights help keep everyone focused and prepared for the day's tasks.</p>