

peerless-AV[®]

SMARTMOUNT XT[™]
Wall Mounts



SMARTMOUNT XT

Wall Mounts

The SmartMountXT™ series from Peerless-AV® offers a range of versatile and easy to install mounting solutions, packed with clever features designed to enhance and simplify any professional AV installation.

The SmartMountXT line is a complete AV wall mounting solution, bringing the display closer to the wall, saving you installation time, and adding value to the end-user experience.

This stunning line of mounts, plus accessories, delivers first-class features, such as One-Touch™ tilt, post-installation adjustments, enhanced security options, as well as compatibility with a complete line of accessories that make setting up the perfect AV system an effortless task.

Key Features and Benefits



Open Wall Plate Design

SmartMountXT's thin, open wall plate design gives greater flexibility for cable and power cord management options behind the display.



Reduced Profile

The depth of the SmartMountXT brings the display closer to the wall for an almost invisible installation.



Security Versions

Where an installation requires added security and theft deterrence, locking versions supplied with keyed-alike padlocks are available.



INTEGRATED PARTNER PROGRAM

Your ticket to exclusive First Class Service! The Peerless-AV® Integrated Partner Program rewards reseller sales representatives with great benefits and elite privileges that recognize your value to our organization. Partners are first to receive new product announcements, access to exclusive product lines, priority contact with industry-leading customer service, technical support and engineering services, all delivered in a password-protected website. The features and benefits of the program ensure you are well informed, better educated, and totally dialed-in to Peerless-AV. Contact your Peerless-AV representative for more information on joining the Program.



Post-Installation Height Adjustment

Every model features $\pm 0.5"$ of vertical micro-adjustment, enabling display height and roll to be modified by turning a single screw.



One-Touch™ Tilt

STX and SAX models offer $+15/-5^\circ$ tilt adjustment, requiring no tools, friction hinge or knob. IncreLok™ tilt lock delivers precise display alignment for multi-display installations.



Internal Cable Management

SAX models route cables through the arms of the mount, preventing cords becoming tangled and maintaining a clean and tidy appearance.

SMARTMOUNT XT

Flat & Tilt Wall Mounts

Whether you need a low-profile design or tilting options that allow you to set the angle for the best possible view of the display, the SmartMountXT™ flat and tilt wall mounts offer the perfect solution for any application. Optimum display placement can be achieved with quick, simple horizontal and vertical adjustments. Sleek, open wall plate designs offers flexibility in wall positioning and cable routing options.

FLAT



UL

RoHS

osbpd

P denotes Phillips Head Screws



SFX645(P)

Display Size
32" to 60"

Max Load
100lb (45kg)

Mounting Pattern
up to 452 x 405mm
(17.79" x 15.95")

Distance From Wall
1.21" (31mm)

Tilt
—

Metal Stud Accessory
ACC415

SFX650(P)

Display Size
37" to 75"

Max Load
120lb (54kg)

Mounting Pattern
up to 744 x 405mm
(29.29" x 15.95")

Distance From Wall
1.21" (31mm)

Tilt
—

Metal Stud Accessory
ACC415

SFX660(P)

Display Size
39" to 90"

Max Load
150lb (68kg)


Mounting Pattern
up to 827 x 405mm
(32.54" x 15.95")

Distance From Wall
1.21" (31mm)

Tilt
—

Metal Stud Accessory
ACC415

- Universal display adapter brackets easily hook onto wall plate for fast installation
- Vertical adjustment of up to 1.00" offers post-installation leveling and height adjustment fine-tuning
- Open wall plate design allows for total wall access, increasing electrical and cable management options.



STX660 shown

1. POST-INSTALLATION ADJUSTMENT

±0.5" of vertical adjustment for post-installation leveling and height adjustment fine-tuning

2. IDEAL VIEWING ANGLE

Universal tilt adaptor brackets offer up to +15/-5° of One-Touch™ tilt adjustment in one easy motion

3. SECURE INSTALLATION

Theft resistant screws/padlock on secure and locking units

TILT



P denotes Phillips Head Screws
L denotes Security Screws and Keyed Alike Padlock



STX645(P)(L)

Display Size
32" to 60"

Max Load
100lb (45kg)

Mounting Pattern
up to 431 x 405mm
(16.96" x 15.95")

Distance From Wall
1.69"-6.55" (43-166mm)

Tilt
+15°/-5°

Metal Stud Accessory
ACC415

STX650(P)(L)

Display Size
37" to 75"

Max Load
120lb (54kg)

Mounting Pattern
up to 723 x 405mm
(28.46" x 15.95")

Distance From Wall
1.69"-6.55" (43-166mm)

Tilt
+15°/-5°

Metal Stud Accessory
ACC415

STX660(P)(L)

Display Size
39" to 90"

Max Load
150lb (68kg)

Mounting Pattern
up to 805 x 405mm
(31.71" x 15.95")

Distance From Wall
1.69"-6.55" (43-166mm)

Tilt
+15°/-5°

Metal Stud Accessory
ACC415

- 5° of negative tilt offers 3.00" (75mm) of space for access behind the display



- Included IncreLok™ feature offers fixed tilt lock in 5° increments when used

- Universal tilt adaptor brackets offer up to +15°/-5° of One-Touch™ tilt adjustment in one easy motion

SMARTMOUNT XT

Articulating Wall Mounts

Brilliant in their remarkable form and function, the SmartMountXT™ series of articulating mounts allow for unlimited placement options, underscored by full display extension and swivel. Installation fine-tuning is a breeze with advanced features for post-installation height adjustment, roll and horizontal shift. Fully incorporated cable management offers a clean, well-protected and organized solution for hiding unsightly cable mess. Complete the installation with an optional wall plate knockout for in-wall cable routing and power.



SAX755PU

Display Size
37" to 55"

Max Load
90lb (42kg)

Mounting Pattern
600 x 400mm
(23.62"W x 15.75"H)

Distance From Wall
2.97"-26.47" (75-672mm)

Tilt | Swivel | Roll
+15°/-5° | ±90° | ±5°

Metal Stud Accessory
WSP756

SAX762PU

Display Size
39" to 75"

Max Load
125lb (57kg)

Mounting Pattern
600 x 400mm
(23.62"W x 15.75"H)

Distance From Wall
3.10"-26.60" (79-676mm)

Tilt | Swivel | Roll
+15°/-5° | ±90° | ±5°


Metal Stud Accessory
WSP756

- Display can be rotated from landscape to portrait orientation without being removed

- One-Touch™ tilt mechanism allows adjustments of +15°/-5° without the use of tools

- +/-5° of roll for post-installation display leveling

Accessories



SAX762PU shown

1. EXTENDS UP TO 26.60" (676mm)


Offers the perfect viewing angle

2. POST INSTALLATION HEIGHT ADJUSTMENT

±0.5" (13mm) of vertical adjustment fine tunes positioning of display after installation

3. INTEGRATED CABLE MANAGEMENT

Protects, contains and conceals cables for a clean, professional installation



SAX772PU

Display Size
46" to 90"

Max Load
150lb (68kg)

Mounting Pattern
800 x 400mm
(31.50"W x 15.75"H)

Distance From Wall
3.10"-26.60" (79-676mm)

Tilt | Swivel | Roll
+15°/-5° | ±90° | ±5°

Metal Stud Accessory
WSP756

- Removable cover for wall plate knockout included



ACCXT402:
Recessed Power Outlet with Low Voltage In-Wall Cable Routing



ACC-WMVCS:
Video Conferencing Shelf Accessory, compatible with SFX/STX/SAX models




IBA4-W:
Easy Mount Recessed Low Voltage Cable Plate



IBA5-W:
Recessed Low Voltage Media Plate with Duplex Surge Suppressor



ACC415:
4-pack Metal Stud Fastener Kit



WSP756:
Metal Stud Accessory



Visit peerless-av.com for a complete line of accessories.



For over 75 years, passion and innovation continue to drive Peerless-AV® forward.

We proudly design and manufacture the highest quality products, ranging from outdoor displays to complete kiosk solutions, digital signage mounts to wireless systems. Whether a full-scale global deployment or custom project, Peerless-AV develops meaningful relationships and delivers world-class service. In partnership with Peerless-AV, you are trusting an award-winning team of experts who will support your business every step of the way.

For more information, visit peerless-av.com.

 peerless-av.com
 800-865-2112