










Compatible Products	Connection Method	
<p data-bbox="315 317 456 352">CM-7003</p> <p data-bbox="326 359 444 384">CO2 Sensor</p> <p data-bbox="315 426 456 462">CM-7004</p> <p data-bbox="261 468 509 493">Multi Sensor Horn Strobe</p>	<p data-bbox="597 275 1003 657">The CM-7004-OUT Horn Strobe will connect to the CM-7000 Safety System via CAT5e Cable. The(T-568B) CAT5E cable will plug into the RJ45 Connector of the CM-7003 or the CM-7004. The other end of the CAT5e Cable will be spliced and will be hardwired to horn strobe screw terminals. Follow the diagram below and use the images for reference.</p>	



T-568B CAT5e Cable			CM-1029 Strobe
1	Brown		STROBE
2	White Brown		X - Not Used
3	Green		X - Not Used
4	White Blue		X - Not Used
5	Blue		X - Not Used
6	White Green		X - Not Used
7	Orange		X - Not Used
8	White Orange		GND

