





Fasteners for Houdini-Proof Curved and Straight Vertical Fence Extensions

Fence Type	Recommended Fastener
Chain Link	<p>U-bolts The size of the U-bolt is dependent on the size (s) of fence posts. In most cases, corners, endpoints, and gate posts are larger than other posts in the fence line. The mounting plate can be secured to a post up to 2-1/2" in diameter.</p> <p>NOTE: Smallest compatible U-bolt is 1-5/8" (can be used on 1-3/8" posts).</p> 
Metal Fence (ex. Wrought Iron or Aluminum)	<p>Square U-bolts The most common size is 2" but the mountin bracket can accept sizes in between 1-5/8" and 2-1/2".</p> <p>Alternatively, self-tapping metal screws paired with washers can be used. Recommended size is a #8 screw that is 1/2"-3/4" long and outer diameter of the washer should be greater than 5/8".</p> 
Wood	<p>Lag Bolts paired with Washers For 4x4 wooden posts, recommended size is 1/4" x 2-3" for lag bolts and outer diameter of the washer should be greater than 5/8".</p> 
Brick/Concrete Block	<p>Masonry Screws paired with Washers If possible, the fastener locations should be aligned with a mortar joint (this allows for easier repair if the system is ever removed). Pre-drill a pilot hole to prevent damage to brick/block, then secure masonry fasteners through the mounting bracket.</p> <p>Recommended size is 1/4" x 1-3/4" to 2" for masonry screws and outer diameter of the washer should be greater than 5/8".</p> 
Vinyl/PVC	<p>Fastener type is dependent on the specific fence. If the fence has a post backing (the material inside the posts) then the fastener type is determined by the backing material. However, most vinyl fences have hollow posts which require the addition of backing material for our system to be installed on the post, leading to a more involved installation process.</p>