
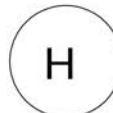


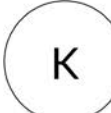

















UK RING SIZE CHART

Instructions for finding your ring size

If you have a ring which fits:

1. Print this page out at 100% (Do not scale as the measurements will not be accurate!). Measure this line with a ruler to check that the scale of this page is correct: 5cm _____
2. Place your ring over the circles below, making sure that you can see the whole circle through the hole in your ring. The ring sizes below go up and down in very small increments, so take extra care when doing this
3. Note your ring size. The circle of the correct size should clearly show through the hole in your ring, without having a gap between the circle and the ring.

							
D: 14.4mm C: 45mm	D: 14.8mm C: 46.2mm	D: 15.2mm C: 47.4mm	D: 15.6mm C: 48.6mm	D: 16mm C: 49.8mm	D: 16.4mm C: 51mm	D: 16.8mm C: 52.2mm	D: 17.2mm C: 53.5mm
							
D: 17.6mm C: 54.7mm	D: 18mm C: 56mm	D: 18.4mm C: 57.3mm	D: 18.8mm C: 58.6mm	D: 19.2mm C: 59.9mm	D: 19.5mm C: 61.1mm	D: 19.9mm C: 62.4mm	
							
D: 20.3mm C: 63.7mm	D: 23.1mm C: 72.2mm	D: 21.2mm C: 66.1mm	D: 21.5mm C: 67.3mm	D: 21.9mm C: 68.5mm			

If you do not have a ring which fits:

1. Cut a piece of paper in a strip no more than 1cm wide and wrap it around your finger where you would wear your ring (a piece of thread would also work)
2. When the paper fits well (not too loose) tape it in place, and then slide it off your finger
3. Use a ruler to measure the diameter of the paper.
4. Use the chart above to match the diameter to the closest ring size possible.