






8" x 11" Lay-Flat Pouch

- Create your design on the "Your Art Here" layer, using the "Template" layer as a guide.
- When your design is complete, remove the "Instructions" and "Template" layers, convert all fonts to outlines, and save as a PDF.
- Click "Background" on the right side of the design tool and select "Image" in the blue tool bar.
- Upload your art file and click "Insert." Please allow a few minutes for large files to fully load in the design tool.
- Click "Review Design", and you're ready to order! It's that easy!

-  **CAUTION ZONE**
-  **CUT**
-  **BLEED**
-  **TEAR**
-  **HOLE PLACEMENT
(IF APPLICABLE)**

CUTOUT CUTOUT

ZIPPER

FRONT

BACK