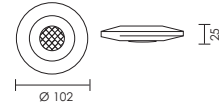


**PIR SENSOR**

- Detection range: 360°
- Detection distance: Max. 6m
- Rated load:
  - Incandescent: 800W/220-240V
  - Energy saving: 400W/220-240V
  - LED: 400W/220-240V
- Time delay: 10s - 15min

- Class II
- IP20



CODE

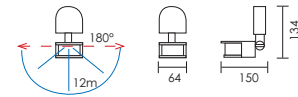
PACKAGING

E.1008.31

50 pcs/ctn

**PIR WALL MOUNTED**

- Detection range: 180°
- Detection distance: Max. 12m
- Rated load:
  - Incandescent: 1200W/220-240V
  - Energy saving: 300W/220-240V
- Time delay: 10s - 7min



CODE

PACKAGING

E.1001.31

20 pcs/ctn

**PIR SURFACE MOUNTED**

- Detection range: 360°
- Detection distance: Max. 6m
- Rated load:
  - Incandescent: 1200W/220-240V
  - Energy saving: 300W/220-240V
- Time delay: 10s - 7min



CODE

PACKAGING

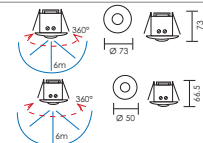
E.1002.31

20 pcs/ctn

**PIR RECESSED**

- Detection range: 360°
- Detection distance: Max. 6m
- Rated load:
  - Incandescent: 1200W/220-240V
  - Energy saving: 300W/220-240V
- Time delay: 10s - 7min

- Detection range: 360°
- Detection distance: Max. 6m
- Rated load:
  - Incandescent: 800W/220-240V
  - Energy saving: 400W/220-240V
- Time delay: 10s - 7min



CODE

CUT OUT

PACKAGING

E.1003.31

Ø 60

20 pcs/ctn

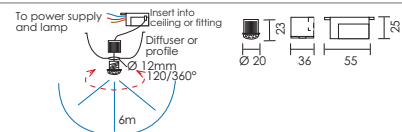
E.1006.31

Ø 40

20 pcs/ctn

**PIR RECESSED**

- Detection range: 120° - 360°
- Detection distance: Max. 3-6m
- Rated load:
  - Incandescent: 800W/220-240V
  - Energy saving: 200W/220-240V
- Time delay: 5s - 8min



CODE

CUT OUT

PACKAGING

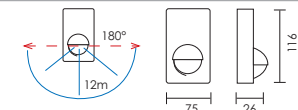
E.1004.31

Ø 12

20 pcs/ctn

**PIR WALL MOUNTED**

- Detection range: 180°
- Detection distance: Max. 12m
- Rated load:
  - Incandescent: 1200W/220-240V
  - Energy saving: 300W/220-240V
- Time delay: 10s - 7min



CODE

PACKAGING

E.1005.31

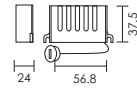
20 pcs/ctn



## DAY/NIGHT SENSOR

- Detection range: 360°
- Ambient Light: < 5 -50 Lux (Adjustable)
- Working humidity: < 93% RH
- Rated load:
  - Incandescent: 1500W/220-240V
  - Energy saving: 750W/220-240V
  - LED: 500W/220-240V

- Class II
- IP54



CODE

E.1007.31

PACKAGING

100 pcs/ctn