


LED TAPELIGHT

design by Spazio



- Range of LED Tapelights
- Flexible printed circuit board


- Ultra thin and ideal for concealed areas
- Adhesive back
- Open or closed versions
- 120° beam angle
- Various lumen outputs
- Requires a constant voltage LED driver
- Various cutting points

- Class II
- IP 20 (open)
- IP 44 (closed)

• **Important:** Our tapelight must be installed on a heat dissipating surface.

LED TAPELIGHT

design by Spazio



2835 OPEN

60 LED's/ 1380 - 1500Lm /Meter

- 120° Beam angle
- Flexible printed circuit board
- Adhesive back
- Cutting point 10cm
- Max. length 8m from driver
- 5 Meter Roll

- Constant voltage driver required
- Class III
- IP20
- 5Year Warranty
- CRI >90



Aluminium heatsink required

CODE	LED's/M	DESCRIPTION	RAW Lm	KELVIN
TO2835.82406593	60	12W/24V	1380Lm	3000K
TO2835.82406594	60	12W/24V	1500Lm	4000K



2835 OPEN

120 LED's/ 2760 - 3000Lm /Meter


- 120° Beam angle
- Flexible printed circuit board
- Adhesive back
- Cutting point 5cm
- Max. length 8m from driver
- 5 Meter Roll

- Constant voltage driver required
- Class III
- IP20
- 5Year Warranty
- CRI >90



Aluminium heatsink required

CODE	LED's/M	DESCRIPTION	RAW Lm	KELVIN
TO2835.102412593	120	20W/24V	2760Lm	3000K
TO2835.102412594	120	20W/24V	3000Lm	4000K



2835 OPEN

60 LED's/ 700-750Lm /Meter


- 120° Beam angle
- CRI > 80
- Flexible printed circuit board
- Adhesive back
- Cutting point 5cm
- Max. length 8m from driver
- 5 Meter Roll

- Constant voltage driver required
- Class II
- IP20



Aluminium heatsink required

CODE	LED's/M	DESCRIPTION	RAW Lm	KELVIN
1036.OP.2835.24.60.90	60	6W/24V	700Lm	3000K
1036.OP.2835.24.60.40	60	6W/24V	750Lm	4000K
1036.OP.2835.12.60.30	60	6W/12V	700Lm	3000K
1036.OP.2835.12.60.40	60	6W/12V	750Lm	4000K
1036.OP.2835.12.60.65	60	6W/12V	750Lm	6500K



2835 OPEN

120 LED's/ 1200 - 1350Lm /Meter


- 120° Beam angle
- CRI > 80
- Flexible printed circuit board
- Adhesive back
- Cutting point 10cm
- Max. length 8m from driver
- 5 Meter Roll

- Constant voltage driver required
- Class II
- IP20



Aluminium heatsink required

CODE	LED's/M	DESCRIPTION	RAW Lm	KELVIN
1036.OP.2835.24.120.90	120	12W/24V	1200Lm	3000K
1036.OP.2835.24.120.40	120	12W/24V	1350Lm	4000K



2835 OPEN

120 LED's/ 1000 - 1200Lm /Meter

- 120° Beam angle
- CRI > 80
- Flexible printed circuit board
- Adhesive back
- Cutting point 2.5cm
- Max. length 8m from driver
- 5 Meter Roll

- Constant voltage driver required
- Class II
- IP20




Aluminium heatsink required

CODE	LED's/M	DESCRIPTION	RAW Lm	KELVIN
TO2835.051212083	120	10W/12V	1000Lm	3000K
TO2835.051212084	120	10W/12V	1200Lm	4000K
TO2835.052412083	120	10W/24V	1000Lm	3000K
TO2835.052412084	120	10W/24V	1200Lm	4000K

LED TAPELIGHT

design by Spazio



2835 OPEN

240 LED's/ 2200Lm /Meter 

- 120° Beam angle
- CRI > 80
- Flexible printed circuit board
- Adhesive back
- Cutting point 10cm
- Max. length 8m from driver
- 5 Meter Roll

- Constant voltage driver required
- Class II
- IP20



Aluminium heatsink required

CODE	LED's/M	DESCRIPTION	RAW Lm	KELVIN
1036.OP.2835.D.240.30	240	19.2W/24V	2200Lm	3000K
1036.OP.2835.D.240.40	240	19.2W/24V	2200Lm	4000K



2835 220V IP67

60LED's/ 1440 - 1560Lm /Meter 

- 220V
- 120° Beam angle
- CRI > 80
- Flexible PVC body
- Max. length 50m from power supply
- 50 Meter Roll
- Cutting point 1m
- Components sold separately

- Sold per 50m roll or per meter
- Class II
- IP67



Aluminium heatsink required

CODE	LED's/M	DESCRIPTION	RAW Lm	KELVIN
1031.2835.60.220.30.31	60	5W/220V	1440Lm	3000K
1031.2835.60.220.40.31	60	5W/220V	1560Lm	4000K
1031.2835.60.220.AD		Adaptor		
1031.2835.60.220.EC		End Cap		
1031.2835.60.220.MC		Mounting Clip		
1031.2835.60.220.PS		Power Supply		

LED TAPELIGHT

design by Spazio



2216 OPEN

120 LED's/ 575Lm-625Lm /Meter **LED**


- 120° Beam angle
- CRI > 80
- Flexible printed circuit board
- Adhesive back
- Cutting point 5cm
- Max. length 8m from driver
- 5 Meter Roll

- Constant voltage driver required
- Class II
- IP20



Aluminium heatsink required

CODE	LED's/M	DESCRIPTION	RAW Lm	KELVIN
1036.OP.2216.120.30	120	7.2W/24V	575Lm	3000K
1036.OP.2216.120.40	120	7.2W/24V	625Lm	4000K



3528 OPEN

60 LED's/ 360Lm/ Meter **LED**

- 120° Beam angle
- CRI > 80
- Flexible printed circuit board
- Adhesive back
- Cutting point 5cm
- Max. length 8m from driver
- 5 Meter Roll


- Constant voltage driver required
- Class II
- IP20



Aluminium heatsink required

CODE	LED's/M	DESCRIPTION	RAW Lm	KELVIN
1036.OP.3528.24.60.90	60	4.8W/24V	360Lm	3000K

Joins available (See Tapelight Accessories Page)



3528 OPEN

120 LED's/ 720Lm/ Meter **LED**

- 120° Beam angle
- CRI > 80
- Flexible printed circuit board
- Adhesive back
- Cutting point 2.5cm
- Max. length 8m from driver
- 5 Meter Roll

- Constant voltage driver required
- Class II
- IP20



Aluminium heatsink required

CODE	LED's/M	DESCRIPTION	RAW Lm	KELVIN
1036.OP.3528.24.120.35	120	9.6W/24V	720Lm	3500K

Joins available (See Tapelight Accessories Page)



5050 OPEN

60 LED's/ 960 Lm/ Meter **LED**

- 120° Beam angle
- CRI > 80
- Adhesive back
- Cutting point 5cm
- Max. length 8m from driver
- 5 Meter roll

- Constant voltage driver required
- Class II
- IP20




Aluminium heatsink required

CODE	LED's/M	DESCRIPTION	RAW Lm	KELVIN
1036.OP.5050.60.90.2	60	14W/12V	960Lm	3000K
1036.OP.5050.60.40.2	60	14W/12V	960Lm	4000K

Joins available (See Tapelight Accessories Page)

LED TAPELIGHT

design by Spazio



5050 OPEN RGBW

60 LED's/ 1000Lm/ Meter

- RGB + White
- 120° Beam angle
- CRI > 80
- Adhesive back
- Cutting point 10cm
- Max. length 8m from driver
- 5 Meter roll


- Constant voltage driver required
- Class II
- IP20



Aluminium heatsink required

CODE	LED's/M	DESCRIPTION	RAW Lm	KELVIN
1036.OP.5050.60.RGB.WW	60	12W/12V	1000Lm	3000K
1036.OP.5050.60.RGB.NW	60	12W/12V	1000Lm	4000K

REQUIRES: 1036.RGB.CONT (See Tapelight Accessories Page)



5025 OPEN WW/CW

60 LED's/ 600Lm /Meter

- Tunable white
- 120° Beam angle
- CRI > 80
- Flexible printed circuit board
- Adhesive back
- Cutting point 2.5cm
- Max. length 8m from driver
- 5 Meter Roll


- Constant voltage driver required
- Class II
- IP20



Aluminium heatsink required

CODE	LED's/M	DESCRIPTION	RAW Lm	KELVIN
1036.OP.5025.60.CW.WW	60	12W/12V	600Lm	6000K-3000K

REQUIRES: 1036.TOUCHDIM (See Tapelight Accessories Page)



3528 W/PROOF

60 LED's/ 360Lm/ Meter

- 120° Beam angle
- CRI > 80
- Flexible printed circuit board
- Sealed with resin
- Adhesive back
- Cutting point 5cm
- Max. length 8m from driver
- 5 Meter roll


- Constant voltage driver required
- Class II
- IP44



Aluminium heatsink required

CODE	LED's/M	DESCRIPTION	RAW Lm	KELVIN
1036.IP.3528.60.90.3	60	4.8W/12V	360Lm	3000K
1036.IP.3528.60.40.3	60	4.8W/12V	360Lm	4000K

Joins available (See Tapelight Accessories Page)



5050 W/PROOF

60 LED's/ 960Lm/ Meter

- 120° Beam angle
- CRI > 80
- Flexible printed circuit board
- Sealed with resin
- Adhesive back
- Cutting point 5cm
- Max. length 8m from driver
- 5 Meter roll

- Constant voltage driver required
- Class II
- IP44



Aluminium heatsink required

CODE	LED's/M	DESCRIPTION	RAW Lm	KELVIN
1036.IP.5050.60.90.3	60	14W/12V	960Lm	3000K
1036.IP.5050.60.40.3	60	14W/12V	960Lm	4000K

Joins available (See Tapelight Accessories Page)

LED TAPELIGHT

design by Spazio



POWER FEED

For use with 8mm and 10mm wide tapelight

CODE

1036.3528.CON1	8mm Tape
1036.5050.CON1	10mm Tape



LINEAR JOINT

For use with 8mm and 10mm wide tapelight

CODE

1036.3528.CON2	8mm Tape
1036.5050.CON2	10mm Tape



FLEXIBLE CORNER

For use with 8mm and 10mm wide tapelight

CODE

1036.3528.CON3	8mm Tape
1036.5050.CON3	10mm Tape



M/F CONNECTOR

For use with all tapelight

CODE

1036.3528.CON7	8mm Tape
1036.5050.CON7	10mm Tape



W/PROOF M/F CON.

For use with all 12V tapelight, NOTE: End points to be insulated correctly for IP rating.

CODE

1036.3528.CON9	8mm Tape
1036.5050.CON9	10mm Tape



RGBW TAPE CONN.

For use with 5050 tapelight. L.21cm

CODE

1036.5050.RGBW.CON1



RGBW CONTROLLER

For use with: 5050 RGB Tapelight. 4 Channel including remote.

CODE

1036.RGBW.CONT



WW/CW CONTROLLER

For use with: Tunable Tapelight

CODE

1036.TOUCHDIM




25W

12 or 24V Constant voltage LED driver, W.85 x H.38 x D.58

CODE VOLTS PACKAGING

7315.12.025.E	12V	100 Pcs/ctn
7315.24.025	24V	100 Pcs/ctn



50W

12 or 24V Constant voltage LED driver, W.110 x H.35 x D.80

CODE VOLTS PACKAGING

7315.12.050.E	12V	50 Pcs/ctn
7315.24.050	24V	50 Pcs/ctn




75W

Constant voltage LED driver, W.158 x H.42 x D.98

CODE VOLTS PACKAGING

7315.12.075.E	12V	50 Pcs/ctn
---------------	-----	------------




120W

Constant voltage LED driver, W.198 x H.42 x D.98

CODE VOLTS PACKAGING

7315.12.120.E	12V	50 Pcs/ctn
7315.24.120.E	24V	50 Pcs/ctn




150W

Constant voltage LED driver, W.198 x H.42 x D.98

CODE VOLTS PACKAGING

7315.12.150.E	12V	36 Pcs/ctn
---------------	-----	------------



150W DIMMABLE

Constant voltage LED driver, W.198 x H.42 x D.98

CODE VOLTS PACKAGING

7315.12.150.D	12V	36 Pcs/ctn
---------------	-----	------------



200W

Constant voltage LED driver, W.198 x H.42 x D.98

CODE VOLTS PACKAGING

7315.12.200	12V	36 Pcs/ctn
7315.24.200.E	24V	36 Pcs/ctn



200W DIMMABLE

Constant voltage LED driver, W.198 x H.42 x D.98

CODE VOLTS PACKAGING

7315.12.200.D	12V	36 Pcs/ctn
---------------	-----	------------



250W

Constant voltage LED driver, W.198 x H.42 x D.98

CODE VOLTS PACKAGING

7315.12.250	12V	36 Pcs/ctn
-------------	-----	------------



300W

Constant voltage LED driver, W.200 x H.50 x D.110

CODE VOLTS PACKAGING

7315.12.300	12V	36 Pcs/ctn
-------------	-----	------------



100W WATERPROOF

Constant voltage LED driver, W.210 x H.42 x D.67

CODE VOLTS PACKAGING

7315.12.100.W	12V	50 Pcs/ctn
---------------	-----	------------



200W WATERPROOF

Constant voltage LED driver, W.235 x H.60 x D.125

CODE VOLTS PACKAGING

7315.12.200.W	12V	50 Pcs/ctn
---------------	-----	------------