

**NEW****PHOTOCELL SENSOR**

- Detection range: 360°
- Ambient Light: < 5 -50 Lux (Adjustable)
- Operating temperature: -20° ~+50°
- Rated load: 15A
  - Incandescent: Max. 2000W/220V-240V/AC
  - Energy saving: Max.500W/220V-240V/AC

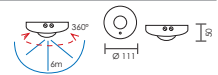
- Class II
- IP66



CODE	DESCRIPTION	PACKAGING
E.1010.30	Photocell sensor	50 pcs/ctn

**PIR SURFACE MOUNTED**

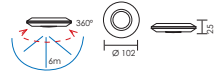
- Detection range: 360°
- Detection distance: Max. 6m
- Rated load:
  - Incandescent: 1200W/220-240V
  - Energy saving: 300W/220-240V
- Time delay: 10s - 7min



CODE	DESCRIPTION	PACKAGING
E.1002.31		20 pcs/ctn

**PIR SURFACE MOUNTED**

- Detection range: 360°
- Detection distance: Max. 6m
- Rated load:
  - Incandescent: 800W/220-240V
  - Energy saving: 400W/220-240V
  - LED: 400W/220-240V
- Time delay: 10s - 15min



CODE	DESCRIPTION	PACKAGING
E.1008.31		20 pcs/ctn

**NEW****MICROWAVE SENSOR**

- For use with high bay fittings
- Dimmable
- Detection range: 360°
- Detection distance: 4-10m (Radius)
- Rated load:
  - Incandescent: 2000W
  - Energy saving: 1000W

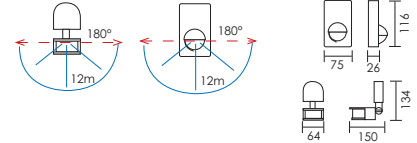
- Time delay: 10s, 1min, 5min, 10min, 20min, 30min.
- Stand by DIM level options: 10%, 20%, 30%, 50%
- Installation height: 4 - 15m



CODE	DESCRIPTION	PACKAGING
E.1009.30		20 pcs/ctn
E.1009.240.30.BRKT	Mounting bracket 240W	
E.1009.30.BRKT	Mounting bracket 100W/150W	

**PIR WALL MOUNTED**

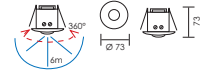
- Detection range: 180°
- Detection distance: Max. 12m
- Rated load:
  - Incandescent: 1200W/220-240V
  - Energy saving: 300W/220-240V
- Time delay: 10s - 7min



CODE	DESCRIPTION	PACKAGING
E.1001.31	Adjustable	20 pcs/ctn
E.1005.31		20 pcs/ctn

**PIR RECESSED**

- Detection range: 360°
- Detection distance: Max. 6m
- Rated load:
  - Incandescent: 1200W/220-240V
  - Energy saving: 300W/220-240V
- Time delay: 10s - 7min



CODE	CUT OUT	PACKAGING
E.1003.31	Ø 60	20 pcs/ctn