

# INSTRUCTIONS

## DOUBLE TROUBLE 3 WIRE TRACK SPOT



8917.10.30 8917.10.31

Please read the instructions before commencing installation and retain for future reference.

### SPECIFICATIONS:

- **Fitting:** Extruded aluminum housing with 10cm stem
- **Lamp types:** 2 x 10W / 230V / Gu10 Suitable for Gu10 LED lamps
- **Protection against electric shock:** CLASS I. Requires earth connection.
- **Ingress Protection:** IP20. Protection against the entry of solid bodies greater than 12mm
- **Driver:** Not applicable
- **Quality/Corrosive rating:** Suitable for commercial and domestic indoor applications.
- **Ambient temperature range:** -8°C to +55°C.

### INSTALLATION INSTRUCTIONS:

**⚠** Electrical products can cause death, injury or damage to property. Installation of this product must be carried out by a qualified electrician, in accordance with SANS 10142. On completion of installation, ensure that the Certificate of Compliance is updated.



**CAUTION:** Risk of electric shock

Ensure mains supply is switched off.

- Rotate the housing and remove it from the lamp holder (Fig.1)
- Insert the lamp (Fig. 2)
- Re-attach the housing to the lamp holder (Fig.3)
- Re-attach the track lamp to the track line (Fig. 4)
- Switch main supply back on.

### WARNING:

- Ensure all items and screws are secure and fitted correctly.

### DOUBLE TROUBLE 3 WIRE TRACK SPOT

Fig.1

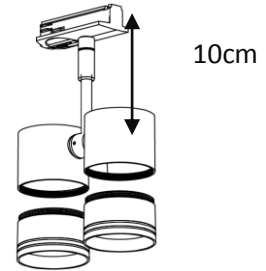


Fig.2

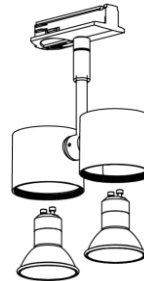


Fig.3

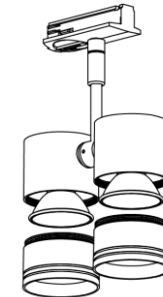
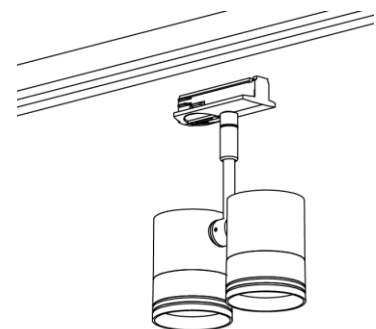


Fig.4



Spazio Lighting (Pty) LTD.

JOHANNESBURG OFFICE: 52 Andries Street | Wynberg/Sandton

CAPE TOWN OFFICE: 36 Milner Street | Paarden Eiland

DURBAN OFFICE : 31 Solstice Road | Umhlanga Ridge

011 555 5555 (Central Switchboard) | [info@spazio.co.za](mailto:info@spazio.co.za)