

# INSTRUCTIONS



## RIGA TRIPROOF FITTING

**36W:** 7829.01.236.30.31

7829.01.236.40.31

**56W:** 7829.02.256.30.31

7829.02.256.40.31

Please read the instructions before commencing installation and retain for future reference.

### SPECIFICATIONS:

- **Fitting:** Polycarbonate body and diffuser
- **Lamp types:**
  - 36W:** 7829.01.236.30.31 36W/230V LED 3000K
  - 7829.01.236.40.31 36W/230V LED 4000K
  - 56W:** 7829.02.256.30.31 56W/230V LED 3000K
  - 7829.02.256.40.31 56W/230V LED 4000K
- **Protection against electric shock:** CLASS II. does not require earth connection.
- **Ingress Protection:** IP65. Complete protection against the entry of dust and against jets of water.
- **Ballast:** Built in LED driver.
- **Quality/Corrosive rating:** Suitable for coastal Installation, commercial use and indoor/outdoor applications.
- **Ambient temperature range:** -8°C to +55°C.

### INSTALLATION INSTRUCTIONS:

**⚠** Electrical products can cause death, injury, damage to property. Installation of this product must be carried out by a qualified electrician, in accordance with SANS 10142. On completion of installation, ensure that the Certificate of Compliance is updated.

Ensure mains supply is switched off.

- Select a suitable mounting position. (Fig. 1)
- With a suitable mounting position selected, securely fasten the U shape mounting clip bracket to the mounting surface. (Fig. 1)
- Remove the side cover by removing the screws and slide the terminal block out. (Fig. 2)
- Unscrew the cable gland and thread cable through. (Fig. 3)
- Connect the fitting to its electrical source (Fig. 4)
  - Brown (Live) - to Brown or Red
  - Blue (Neutral) - to Blue or Black
- Re-attach the cover (Fig.5)
- Switch on mains.

### WARNING:

- Ensure all items and screws are secure and fitted correctly

### RIGA TRIPROOF FITTING

Fig.1

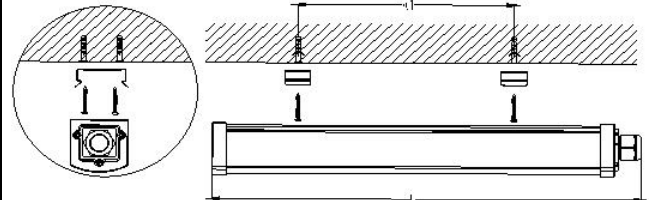


Fig.2

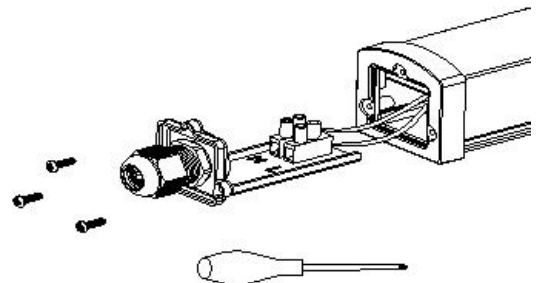


Fig.3

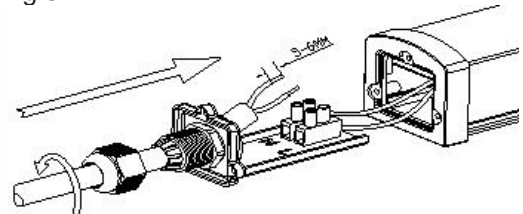


Fig.4

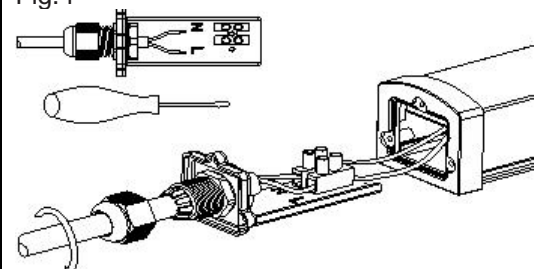
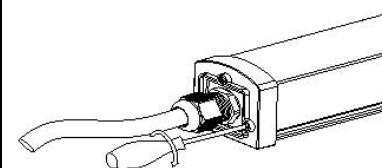


Fig. 5



Spazio Lighting (Pty) LTD.

JOHANNESBURG OFFICE: 52 Andries Street | Wynberg/Sandton

CAPE TOWN OFFICE: 36 Milner Street | Paarden Eiland

DURBAN OFFICE : 31 Solstice Road | Umhlanga Ridge

011 555 5555 (Central Switchboard) | [info@spazio.co.za](mailto:info@spazio.co.za)