

INSTRUCTIONS

LANGHAM WALL LIGHT

5280.01.30 5280.01.31



Please read the instructions before commencing installation and retain for future reference.

SPECIFICATIONS:

- **Fitting:** Body made in metal and wood with fabric shade.
- **Lamp types** Max. 40W / E14
- **Protection against electric shock:** CLASS I. Requires earth connection.
- **Ingress Protection:** IP20. Protection against the entry of solid bodies greater than 1mm, Protection against water sprays.
- **Ballast:** NA.
- **Quality/Corrosive rating:** Suitable for indoor applications.
- **Ambient temperature range:** -8°C to +50°C.

INSTALLATION INSTRUCTIONS:

⚠ Electrical products can cause death, injury, damage to property. Installation of this product must be carried out by a qualified electrician, in accordance with SANS 10142. On completion of installation, ensure that the Certificate of Compliance is updated.



CAUTION: Risk of electric shock

Switch off mains supply.

- Fix the bracket to the wall. (Fig. 1)
- Connect the fitting to its electrical source (Fig. 2)
Brown (Live) - to Brown or Red
Blue (Neutral) - to Blue or Black
Green/Yellow (Earth) - to Green/Yellow or Copper.
- Fix the base to the wall bracket (Fig. 3)
- Install the lamp and the fabric shade (Fig. 4)

Switch on mains supply

WARNING:

- Ensure all items and screws are secure and fitted correctly.

LANGHAM WALL LIGHT

Fig.1

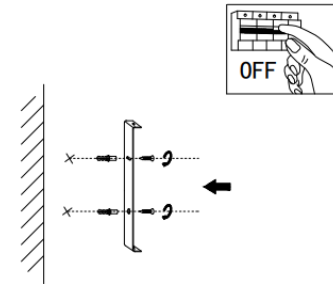


Fig.2

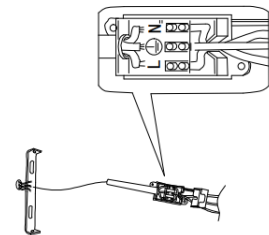


Fig.3

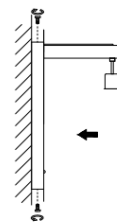
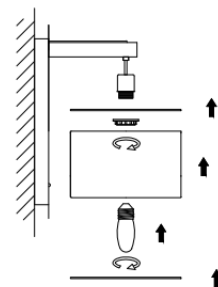


Fig.4



Spazio Lighting (Pty) LTD.

JOHANNESBURG OFFICE: 52 Andries Street | Wynberg/Sandton

CAPE TOWN OFFICE: 36 Milner Street | Paarden Eiland

DURBAN OFFICE: 31 Solstice Road | Umhlanga Ridge

011 555 5555 (Central Switchboard) | info@spazio.co.za