

INSTRUCTIONS

CHIARA LED PENDANT

3976.41.30

3976.41.31

Please read the instructions before commencing installation and retain for future reference.

SPECIFICATIONS:

- **Fitting:** Aluminium frame and polycarbonate diffuser.
Linkable. (using code: 3976.LINK)
- **Lamp types:** 40W / 230V / 4000K
- **Protection against electric shock:** CLASS I. Requires earth connection.
- **Ingress Protection:** IP20.
- **Driver:** Includes integral LED driver
- **Quality/Corrosive rating:** Suitable for indoor commercial and residential applications
- **Ambient temperature range:** -8°C to +55°C.

INSTALLATION INSTRUCTIONS:

⚠ Electrical products can cause death, injury or damage to property. Installation of this product must be carried out by a qualified electrician, in accordance with SANS 10142. On completion of installation, ensure that the Certificate of Compliance is updated.



CAUTION: Risk of electric shock

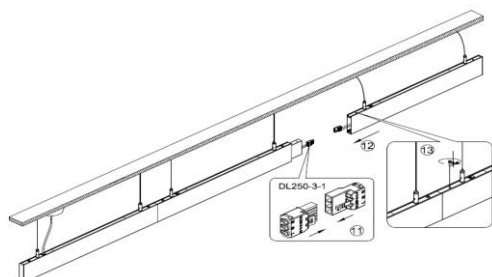
PLEASE NOTE: The light source contained on this luminaire shall only be replaced by the manufacturer or the service agent or a similar qualified person.

Ensure main supply is switched off before installation.

- Mark and drill holes on the ceiling at the required width of 1347mm and insert the mounting screws. (Fig.1)
- Pull the power cable through the ceiling. (Fig.2)
- Fix the suspension wire to the frame and attach the top mounting screws to the ceiling. Mount the bracket of the round base to the ceiling and attach the power cable to the terminal block provided. (Fig.3)
 - Brown (Live) - to Brown or Red
 - Blue (Neutral) - to Blue or Black
 - Green/Yellow (Earth) - to Green/Yellow or Copper.
- Ensure all components are installed correctly

Turn on mains supply

Linking: a maximum of 10 fittings can be linked in series.



CHIARA LED PENDANT

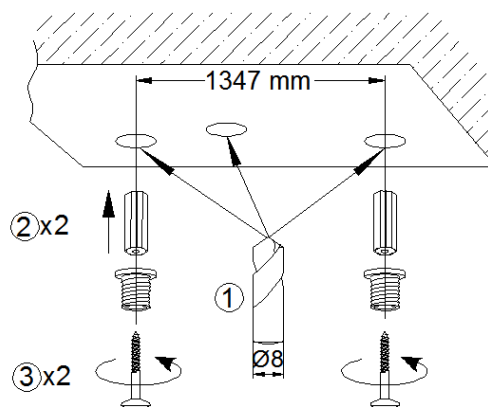


Fig.1

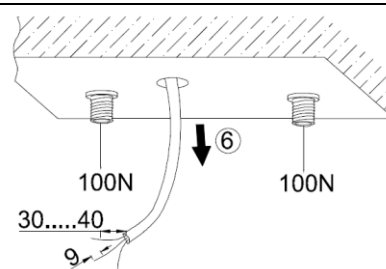


Fig.2

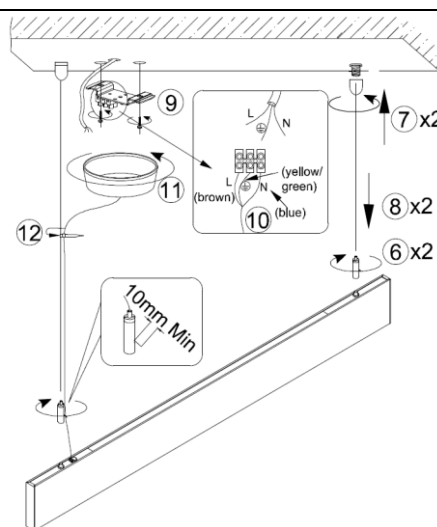


Fig.3

Spazio Lighting (Pty) LTD.

JOHANNESBURG OFFICE: 52 Andries Street | Wynberg/Sandton

CAPETOWN OFFICE: 36 Milner Road | Paarden Eiland

DURBAN OFFICE : 31 Solstice Road | Umhlanga Ridge

011 555 5555 (Central Switchboard) | info@spazio.co.za