

# INSTRUCTIONS

## LONE PAR30 PENDANT

246614

Please read the instructions before commencing installation and retain for future reference.

### SPECIFICATIONS:

- **Fitting:** Extruded aluminum housing
- **Lamp types:** 32W / E27 PAR30
- **Protection against electric shock:** CLASS I. Requires earth connection.
- **Ingress Protection:** IP20. Protection against the entry of solid bodies greater than 12mm.
- **Ballast:** not required
- **Quality/Corrosive rating:** Suitable for domestic and commercial indoor applications.
- **Ambient temperature range:** -8°C to +55°C.

### INSTALLATION INSTRUCTIONS:

**⚠** Electrical products can cause death, injury or damage to property. Installation of this product must be carried out by a qualified electrician, in accordance with SANS 10142. On completion of installation, ensure that the Certificate of Compliance is updated.



**CAUTION:** Risk of electric shock

- **Ensure mains supply is switched off.**
- Remove the mounting bracket from the pendant base and fix it to the ceiling. Feed the wire through the mounting base hole (Fig.1)
- Connect the fitting to its electrical source with the terminal block provided (Fig. 2)  
Brown (Live) - to Brown or Red  
Blue (Neutral) - to Blue or Black  
Green/Yellow (Earth) - to Green/Yellow or Copper.
- Re-attach the housing to the mounting bracket and Install the lamp (Fig. 3)
- **Switch main supply back on.**

### WARNING:

- Ensure all items and screws are secure and fitted correctly.



### LONE PAR30 PENDANT

Fig.1

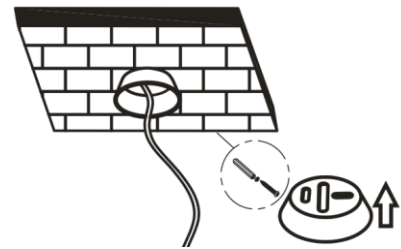


Fig.2

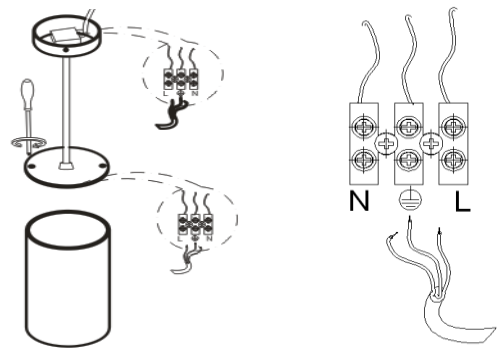
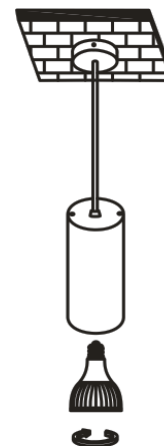


Fig.3



Spazio Lighting (Pty) LTD.

JOHANNESBURG OFFICE: 52 Andries Street | Wynberg/Sandton

CAPE TOWN OFFICE: 36 Milner Street | Paarden Eiland

DURBAN OFFICE : 31 Solstice Road | Umhlanga Ridge

011 555 5555 (Central Switchboard) | [info@spazio.co.za](mailto:info@spazio.co.za)