

INSTRUCTIONS

LONE LED TRACK SPOT



246613

Please read the instructions before commencing installation and retain for future reference.

SPECIFICATIONS:

- **Fitting:** Extruded aluminum housing
- **Lamp types:** LED 15W/230V
- **Protection against electric shock:** CLASS I. Requires earth connection.
- **Ingress Protection:** IP20. Protection against the entry of solid bodies greater than 12mm.
- **Ballast:** built-in LED driver
- **Quality/Corrosive rating:** Suitable for indoor commercial use.
- **Ambient temperature range:** -20°C to +50°C.

INSTALLATION INSTRUCTIONS:

⚠ Electrical products can cause death, injury or damage to property. Installation of this product must be carried out by a qualified electrician, in accordance with SANS 10142. On completion of installation, ensure that the Certificate of Compliance is updated.

Ensure mains supply is switched off.

- Connect the main power cable to the power feed (Fig.1)
- Attached the power feed to the track line (Fig. 1)
- Fix the Lone spot to the track line (Fig.2)
- Switch main supply back on: (Fig.3)

WARNING:

- Ensure all items and screws are secure and fitted correctly.

LONE LED TRACK SPOT

Fig.1

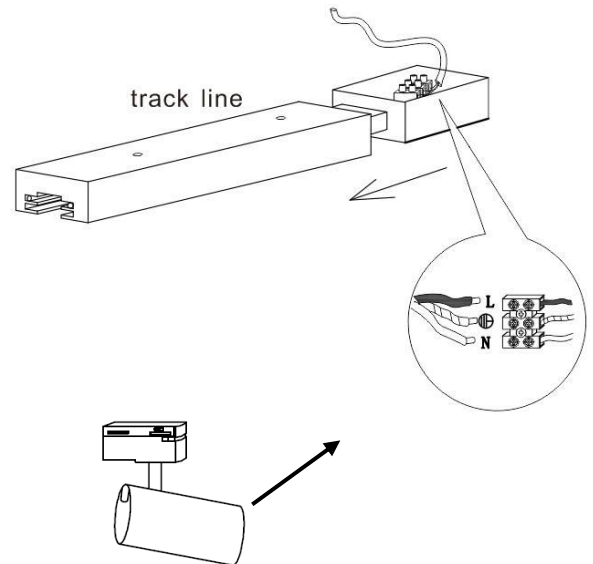


Fig.2

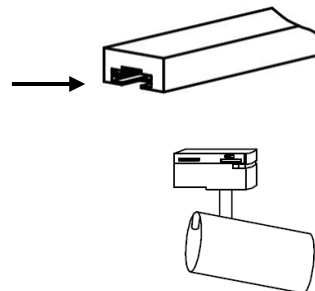
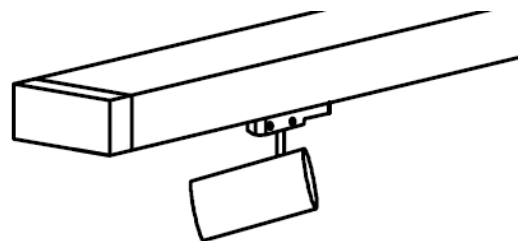


Fig.3



Spazio Lighting (Pty) LTD JOHANNESBURG OFFICE:

52 Andries Street North | Wynberg/Sandton | South Africa | Tel: +27 11 555 5555 Fax: +27 11 555 5544

CAPETOWN OFFICE:

105 Buitenkant Street | Gardens | 8001 | Tel: +27 21 461 0061 | Fax: +27 21 461 0063

info@spazio.co.za