

INSTRUCTIONS

LONE PAR30 TRACK SPOT

246605.3.30,

246605.3.31



Please read the instructions before commencing installation and retain for future reference.

SPECIFICATIONS:

- **Fitting:** Aluminium housing
- **Lamp types:**
32W/230V/E27 PAR30
- **Protection against electric shock:** CLASS I. Requires earth connection.
- **Ingress Protection:** IP20. Protection against the entry of solid bodies greater than 12mm.
- **Driver:** not applicable
- **Quality/Corrosive rating:** Suitable for commercial use and indoor applications.
- **Ambient temperature range:** -8°C to +55°C.

INSTALLATION INSTRUCTIONS:

⚠ Electrical products can cause death, injury or damage to property. Installation of this product must be carried out by a qualified electrician, in accordance with SANS 10142. On completion of installation, ensure that the Certificate of Compliance is updated.



CAUTION: Risk of electric shock

- **Ensure mains supply is switched off.**
- Connect the electrical cable to the track power feed. (Fig.1)
Brown (Live) - to Brown or Red
Blue (Neutral) - to Blue or Black
Green/Yellow (Earth) - to Green/Yellow or Copper.
- Fix the fitting to the track line. (Fig.2)
- Insert the lamp. (Fig.3)
- **Switch main supply back on.**

WARNING:

Ensure all items and screws are secure and fitted correctly

LONE PAR30 TRACK SPOT

Fig.1

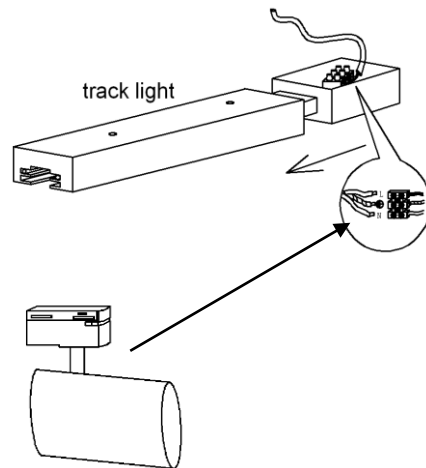


Fig.2

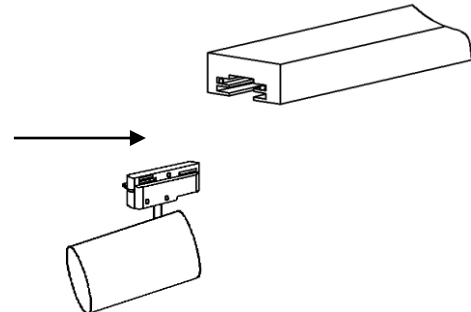
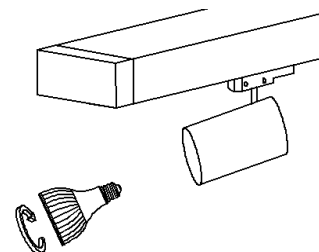


Fig.3



Spazio Lighting (Pty) LTD.

JOHANNESBURG OFFICE: 52 Andries Street | Wynberg/Sandton

CAPE TOWN OFFICE: 36 Milner Street | Paarden Eiland

DURBAN OFFICE: 31 Solstice Road | Umhlanga Ridge

011 555 5555 (Central Switchboard) | info@spazio.co.za