

INSTRUCTIONS

LONE SPOT- ROUND BASE



246604.2.30

246604.2.31

Please read the instructions before commencing installation and retain for future reference.

SPECIFICATIONS:

- **Fitting:** Extruded aluminum housing
- **Lamp types:** 50W/230V/Gu10 Suitable for Gu10 LED lamps
- **Protection against electric shock:** CLASS I. Requires earth connection.
- **Ingress Protection:** IP20. Protection against the entry of solid bodies greater than 12mm
- **Ballast:** not required
- **Quality/Corrosive rating:** Suitable for commercial and domestic indoor applications.
- **Ambient temperature range:** -8°C to +55°C.

INSTALLATION INSTRUCTIONS:

⚠ Electrical products can cause death, injury or damage to property. Installation of this product must be carried out by a qualified electrician, in accordance with SANS 10142. On completion of installation, ensure that the Certificate of Compliance is updated.

Ensure mains supply is switched off.

- Remove the mounting base from the fitting and fix it to the ceiling, feed the electrical cable through the mounting base hole (Fig.1)
- Connect the fitting to its electrical source (Fig. 2).
Brown (Live) - to Brown or Red
Blue (Neutral) - to Blue or Black
Green/Yellow (Earth) - to Green/Yellow or Copper.
- Re-attach the housing to the mounting base (Fig. 3)
- Insert the Lamp: (Fig.4)

Switch main supply back on.

WARNING:

- Ensure all items and screws are secure and fitted correctly.

LONE SPOT- ROUND BASE

Fig.1

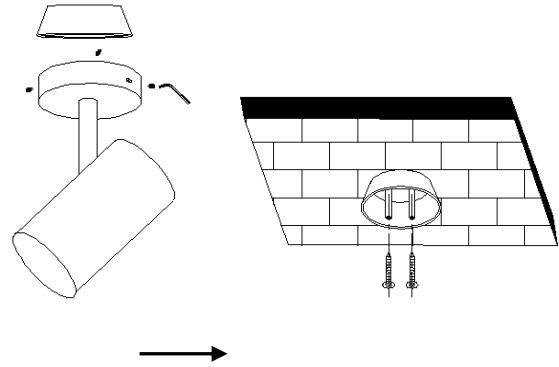


Fig.2

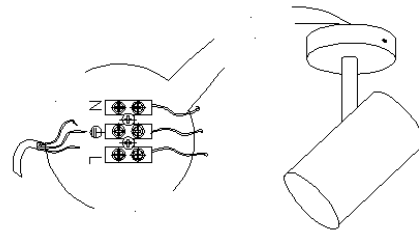


Fig.3

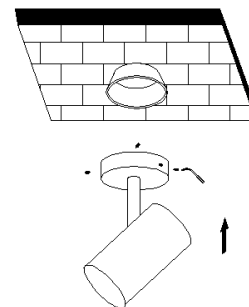
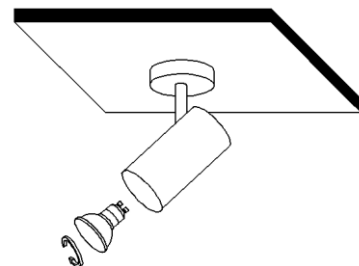


Fig.4



Spazio Lighting (Pty) LTD.

JOHANNESBURG OFFICE: 52 Andries Street | Wynberg/Sandton

CAPE TOWN OFFICE: 36 Milner Street | Paarden Eiland

DURBAN OFFICE: 31 Solstice Road | Umhlanga Ridge

011 555 5555 (Central Switchboard) | info@spazio.co.za