

INSTRUCTIONS



2265 ROUND FIXED BAYONET WHITE


2265.2/18 2265.2/31

Please read the instructions before commencing installation and retain for future reference.

SPECIFICATIONS:

- **Fitting:** Aluminum
- **Lamp types:** max. 50W/230V/ Gu10 **Suitable for LED Gu10 lamps**
- **Protection against electric shock:** Class 1, requires earth connection
- **Ingress Protection:** IP20. Protection against the entry of solid bodies greater than 12mm
- **Ballast:** Not required
- **Quality/Corrosive rating:** Suitable for commercial and domestic indoor use except in corrosive environments.
- **Ambient temperature range:** -20°C to + 80°C.

INSTALLATION INSTRUCTIONS:

 Electrical products can cause death, injury, damage to property. Installation of this product must be carried out by a qualified electrician, in accordance with SANS 10142.

On completion of installation, ensure that the Certificate of Compliance is updated.



CAUTION: Risk of electric shock

PLEASE NOTE: The light source contained on this luminaire shall only be replaced by the manufacturer or the service agent or a similar qualified person.

Ensure mains supply is switched off

- Cut a hole in the ceiling as per recommended cut out size (Fig. 1)
- Connect the lamp holder to the mains supply via the terminal block provided on the lamp holder bracket (Fig. 2)
- Remove inner ring from the fitting. (Fig. 2)
- Fit the lamp into the lamp holder and fix into position with the inner ring (Fig 3 and 4).
- Insert the fitting into the cut out ensuring that the mains lead is not trapped. Push the mounting clips upwards to snap the fitting firmly into position, flush with the ceiling (Fig. 5).
- Switch on mains supply.

WARNING:

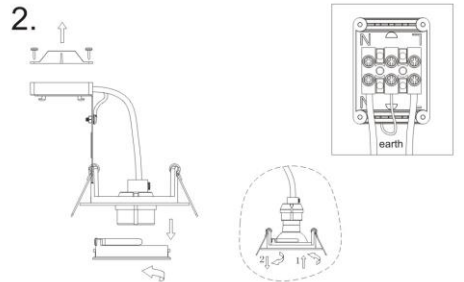
- Ensure all items and screws are tight.
- Do not operate/install any product which appears damaged in any way.
- If damaged return the complete product to the place of purchase for inspection, repair or replacement.
- Ensure there are no components missing before commencing installation

2265 ROUND FIXED BAYONET WHITE

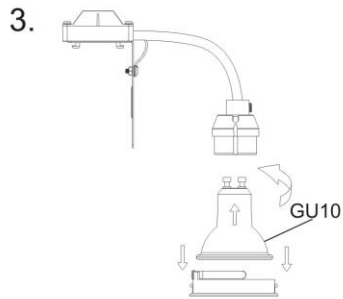
1.



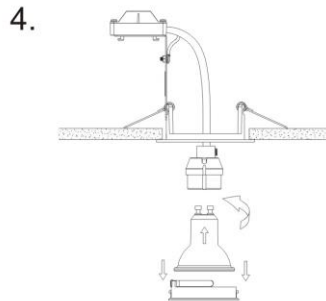
2.



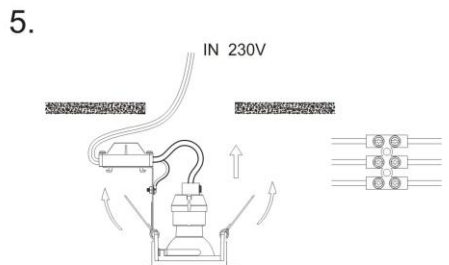
3.



4.



5.



Spazio Lighting (Pty) LTD

JOHANNESBURG OFFICE: 52 Andries Street North | Wynberg/Sandton | South Africa | Tel: +27 11 555 5555 | Fax: +27 11 555 5544

CAPETOWN OFFICE: 36 Milner Road | Paarden Eiland | 8001 | Tel: +27 21 461 0061 | Fax: +27 21 461 0063

info@spazio.co.za