

- 230V Square and round downlight range
- Body made in turned solid aluminium
- Edge downlights have three different styles namely:
 - Fixed
 - Tilt
 - Anti-glare
- The Edge basic range is available in fixed and tilt only
- Easy lamp installation (fig.1)
- Utilizes a unique clipping system to hold the lamp in place (fig.2)
- Suitable for LED Gu10 lamps
- Class 1
- IP 20


Fig. 1a

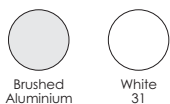


Fig. 1b



Fig. 2



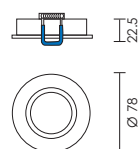


code lamp details

Edge fixed round

2210.2 10W 230V Gu10
2210.3 10W 230V Gu10

Suitable for Gu10 LED lamps

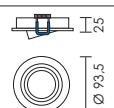


code lamp details

Edge tilt round

2211.2 10W 230V Gu10

Suitable for Gu10 LED lamps

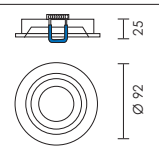


code lamp details

Edge anti-glare round

2212.2 10W 230V Gu10
2212.3 10W 230V Gu10

Suitable for Gu10 LED lamps

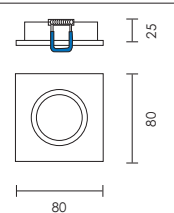



code lamp details

Edge fixed square

2213.2 10W 230V Gu10

Suitable for Gu10 LED lamps



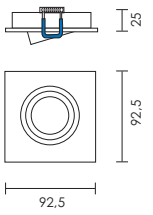



code lamp details

Edge tilt square

2214.2 10W 230V Gu10

Suitable for Gu10 LED lamps

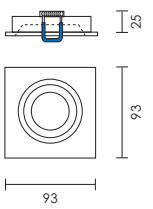


code lamp details

Edge anti-glare square

2215.2 10W 230V Gu10

Suitable for Gu10 LED lamps

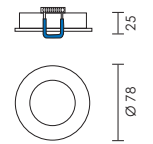



code lamp details

Edge Basic fixed round

2216.2 10W 230V Gu10

Suitable for Gu10 LED lamps



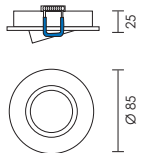
code lamp details

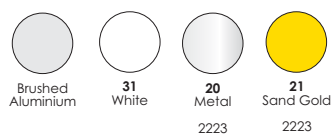
Edge Basic tilt round

2217.2 10W 230V Gu10

2217.3 10W 230V Gu10

Suitable for Gu10 LED lamps



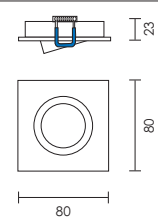


code lamp details

Edge Basic tilt square

2222 10W 230V Gu10

Suitable for Gu10 LED lamps

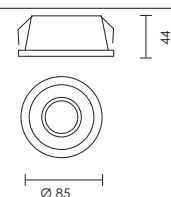


code lamp details

Round tilting anti-glare downlight

2223 10W 230V Gu10

Suitable for Gu10 LED lamps



code lamp details

Edge Basic anti-glare round

2218.2 10W 230V Gu10

Suitable for Gu10 LED lamps

