

PROJECT: _____	UNIT TAG: _____	QUANTITY: _____
REPRESENTATIVE: _____	TYPE OF SERVICE: _____	DATE: _____
ENGINEER: _____	SUBMITTED BY: _____	DATE: _____
CONTRACTOR: _____	APPROVED BY: _____	DATE: _____
	ORDER NO.: _____	DATE: _____

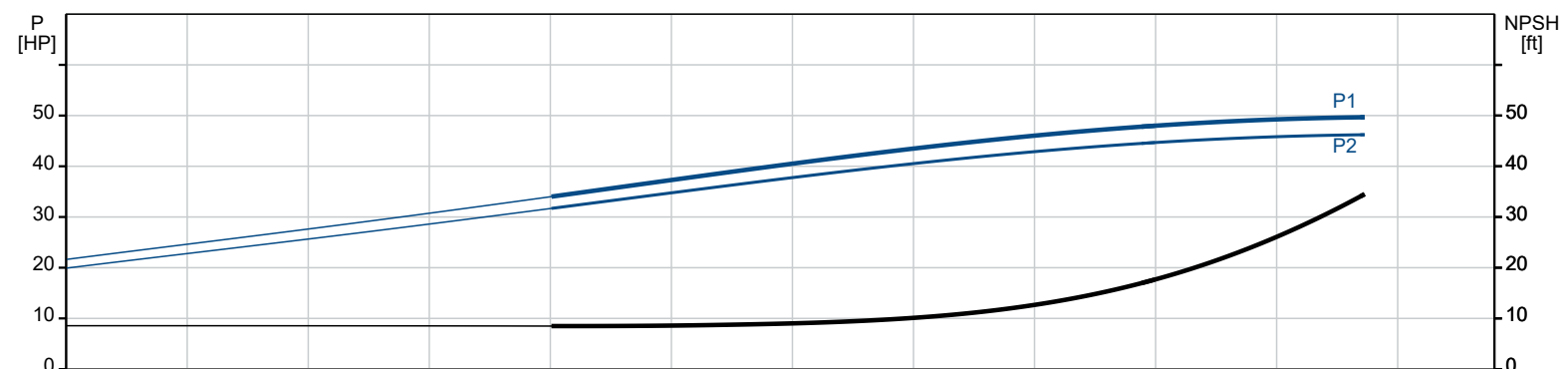
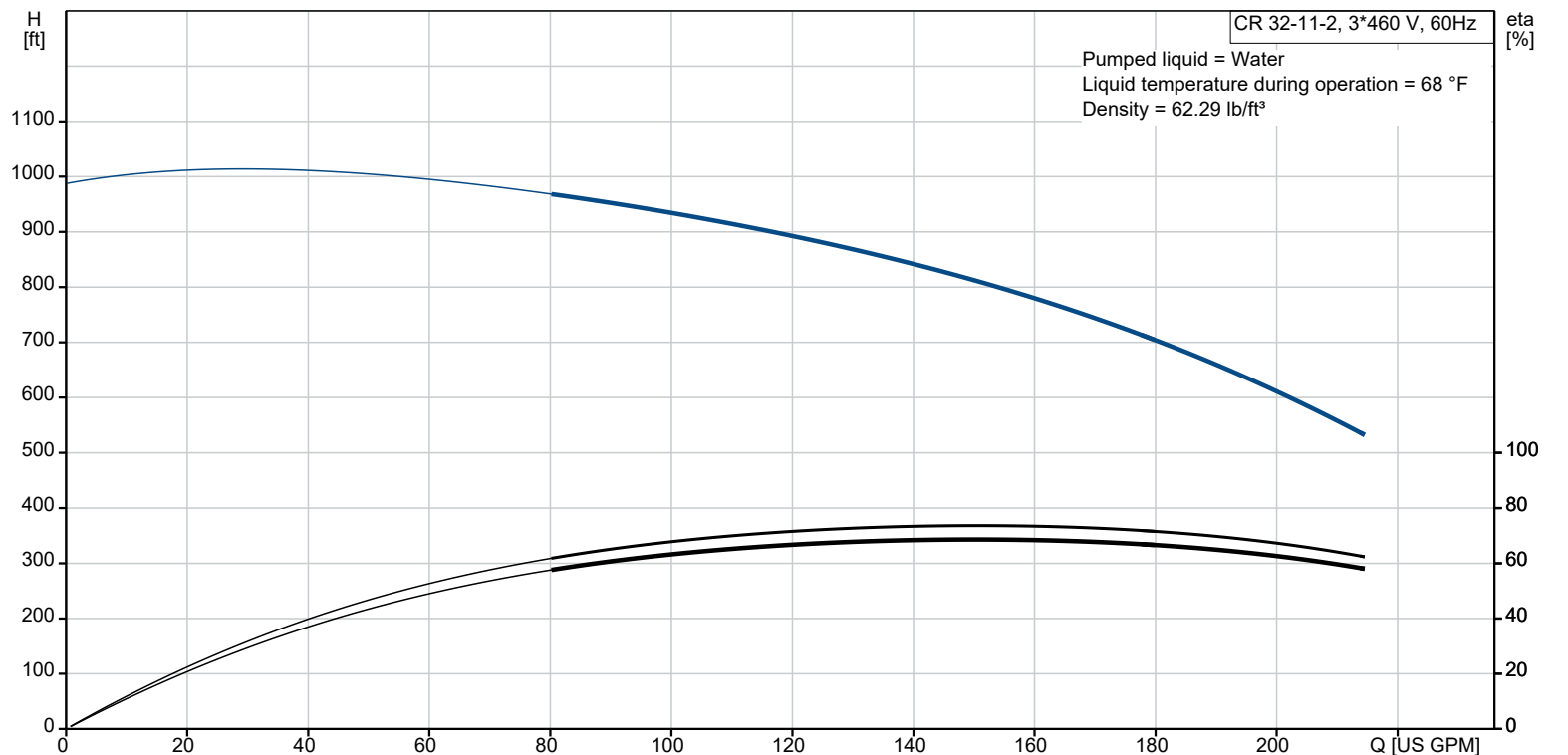


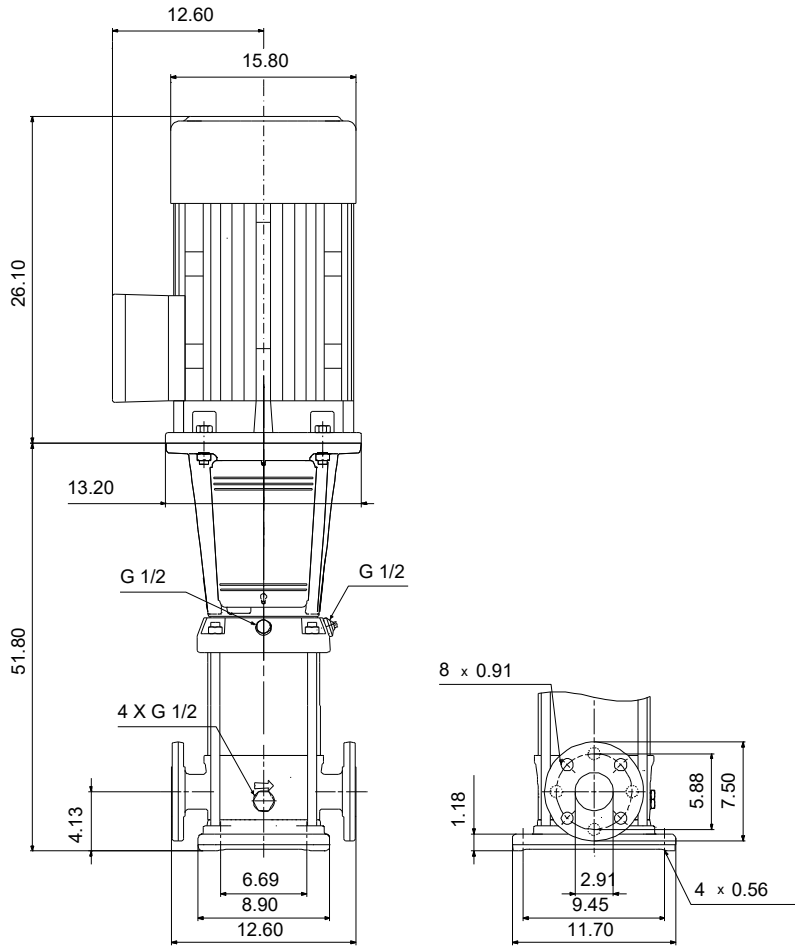
CR 32-11-2 A-G-A-E-HQQE

Vertical, multistage centrifugal pump with suction and discharge ports on the same level. The pump head and base are in cast iron - all other wetted parts are in stainless steel (EN 1.4301)

Note! Product picture may differ from actual product

Conditions of Service		Pump Data		Motor Data	
Liquid:	Water	Max pressure at stated temp:	435 psi / 250 °F	Rated power - P2:	50 HP
Temperature:	68 °F	Liquid temperature range:	-22 .. 248 °F	Rated voltage:	230/460 V
Specific Gravity:	1.000	Maximum ambient temperature:	104 °F	Mains frequency:	60 Hz
		Shaft seal:	HQQE	Enclosure class:	IP55
		Product number:	99917962	Insulation class:	F
				Motor protection:	NONE
				Motor type:	WEG
				Eta 1/1:	93 %

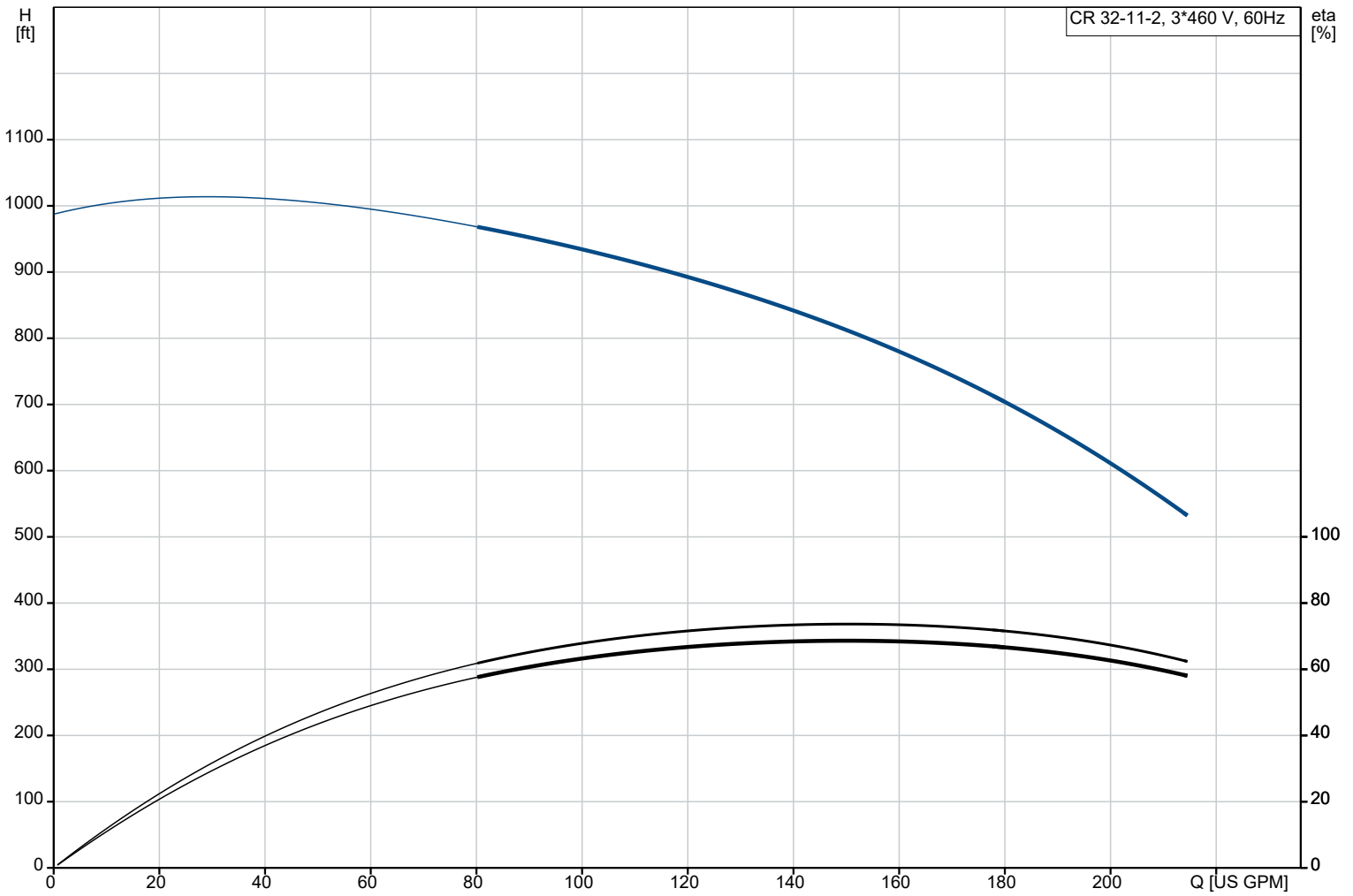




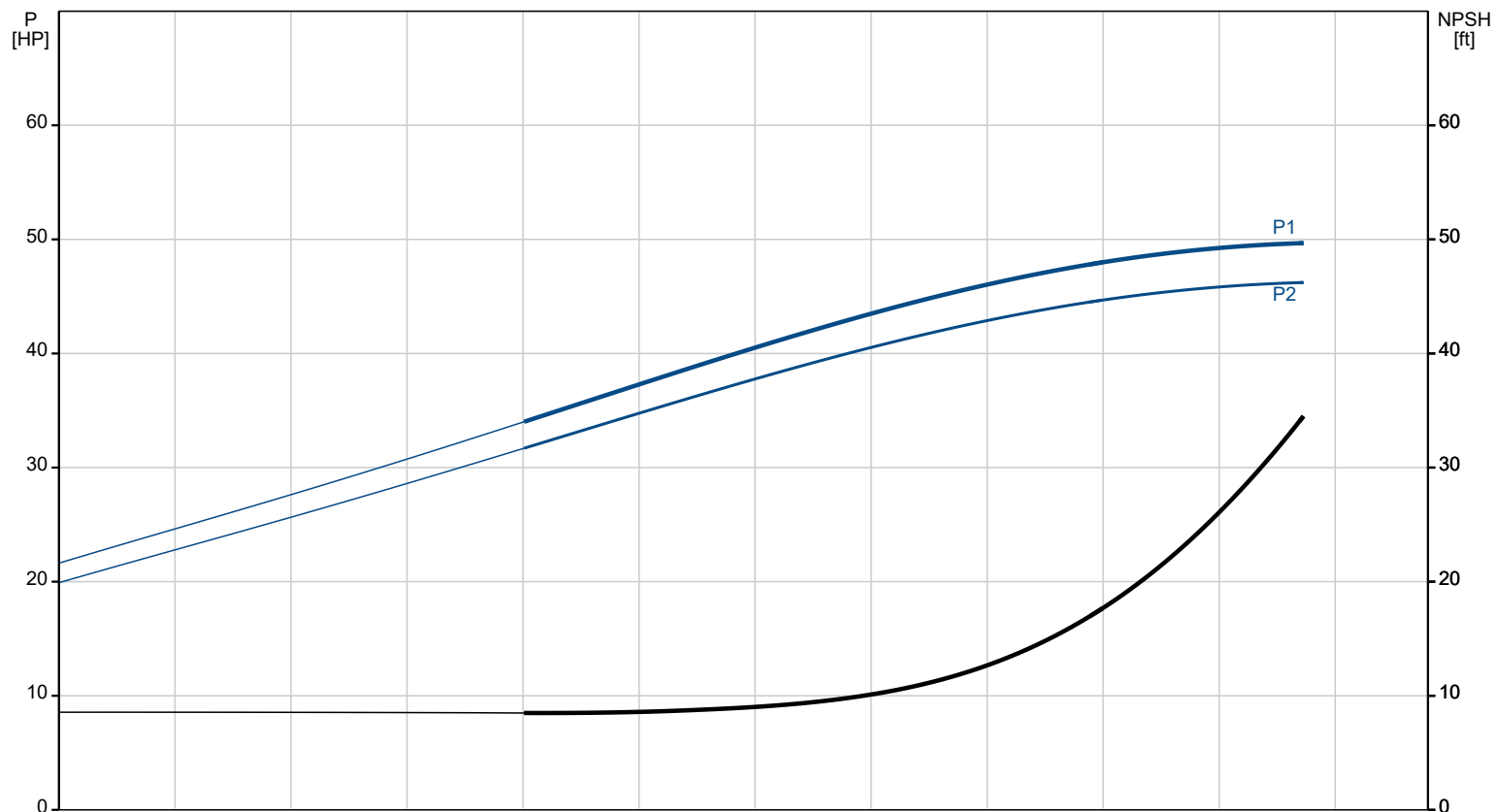
Materials:

Base: Cast iron
 Base: EN 1563 EN-GJS-500-7
 Base: ASTM A536 80-55-06
 Impeller: Stainless steel
 Impeller: AISI 304
 Impeller: EN 1.4301
 Material code: A
 Code for rubber: E

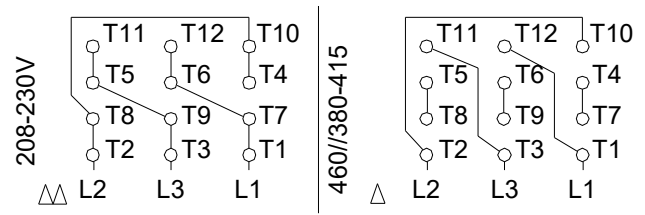
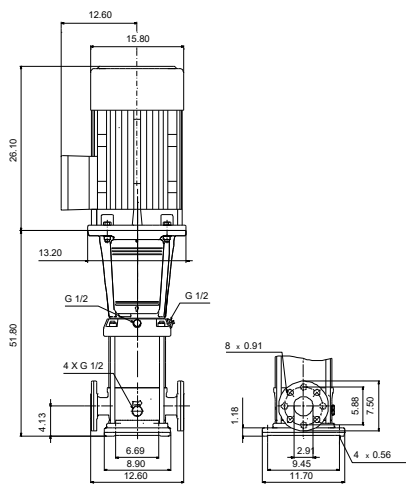
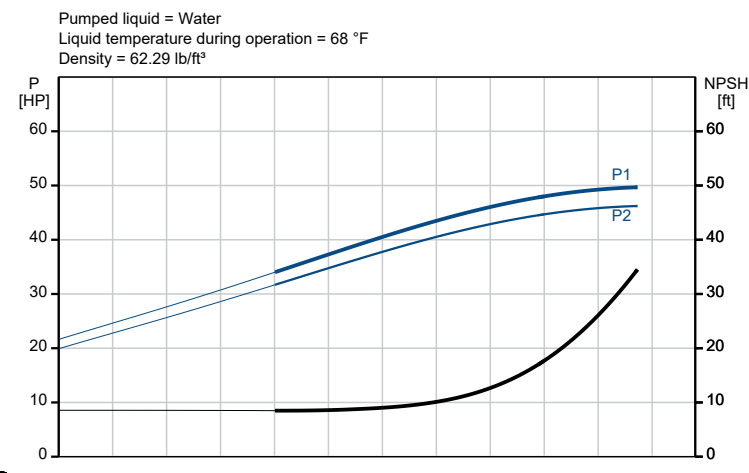
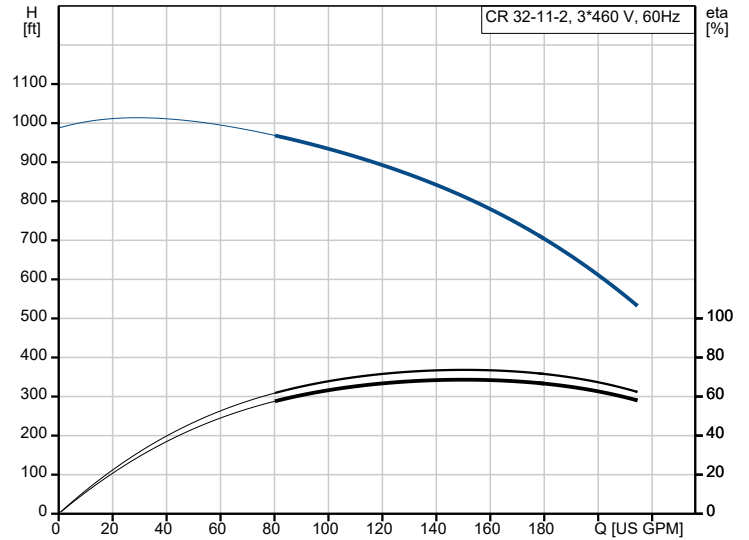
99917962 CR 32-11-2 A-G-A-E-HQQE 60 Hz



Pumped liquid = Water
 Liquid temperature during operation = 68 °F
 Density = 62.29 lb/ft³



Description	Value
General information:	
Product name:	CR 32-11-2 A-G-A-E-HQQE
Product No:	99917962
EAN number:	5715114128131
Technical:	
Pump speed on which pump data are based:	3525 rpm
Rated flow:	159 US GPM
Rated head:	770.1 ft
Maximum head:	978.1 ft
Actual impeller diameter:	4.66 in
Stages:	11
Impellers:	11
Number of reduced-diameter impellers:	2
Low NPSH:	N
Pump orientation:	Vertical
Shaft seal arrangement:	Single
Code for shaft seal:	HQQE
Approvals:	CURUS
Approvals for drinking water:	NSF/ANSI 61
Curve tolerance:	ISO9906:2012 3B
Pump version:	A
Model:	B
Cooling:	IC 411
Materials:	
Base:	Cast iron
Base:	EN 1563 EN-GJS-500-7
Base:	ASTM A536 80-55-06
Impeller:	Stainless steel
Impeller:	EN 1.4301
Impeller:	AISI 304
Material code:	A
Code for rubber:	E
Bearing:	SIC
Support bearing:	Graflon
Installation:	
Maximum ambient temperature:	104 °F
Maximum operating pressure:	435.11 psi
Max pressure at stated temp:	435 psi / 250 °F
Max pressure at stated temp:	435 psi / -22 °F
Type of connection:	ANSI
Size of inlet connection:	2 1/2 inch
Size of outlet connection:	2 1/2 inch
Pressure rating for connection:	PN 40
Flange rating inlet:	300 lb
Flange size for motor:	324TC
Connect code:	G
Liquid:	
Pumped liquid:	Water
Liquid temperature range:	-22 .. 248 °F
Selected liquid temperature:	68 °F
Density:	62.29 lb/ft³
Electrical data:	
Motor standard:	NEMA
Motor type:	WEG
Rated power - P2:	50 HP
Power (P2) required by pump:	50 HP
Mains frequency:	60 Hz
Rated voltage:	3 x 230/460 V
Service factor:	1.25
Rated current:	112/56.1 A
Starting current:	620 %
Full load SF current:	140/70.1 A
Cos phi - power factor:	0.89
Rated speed:	3550 rpm
IE efficiency:	IE3 93%





Company name: Optimal

Created by:

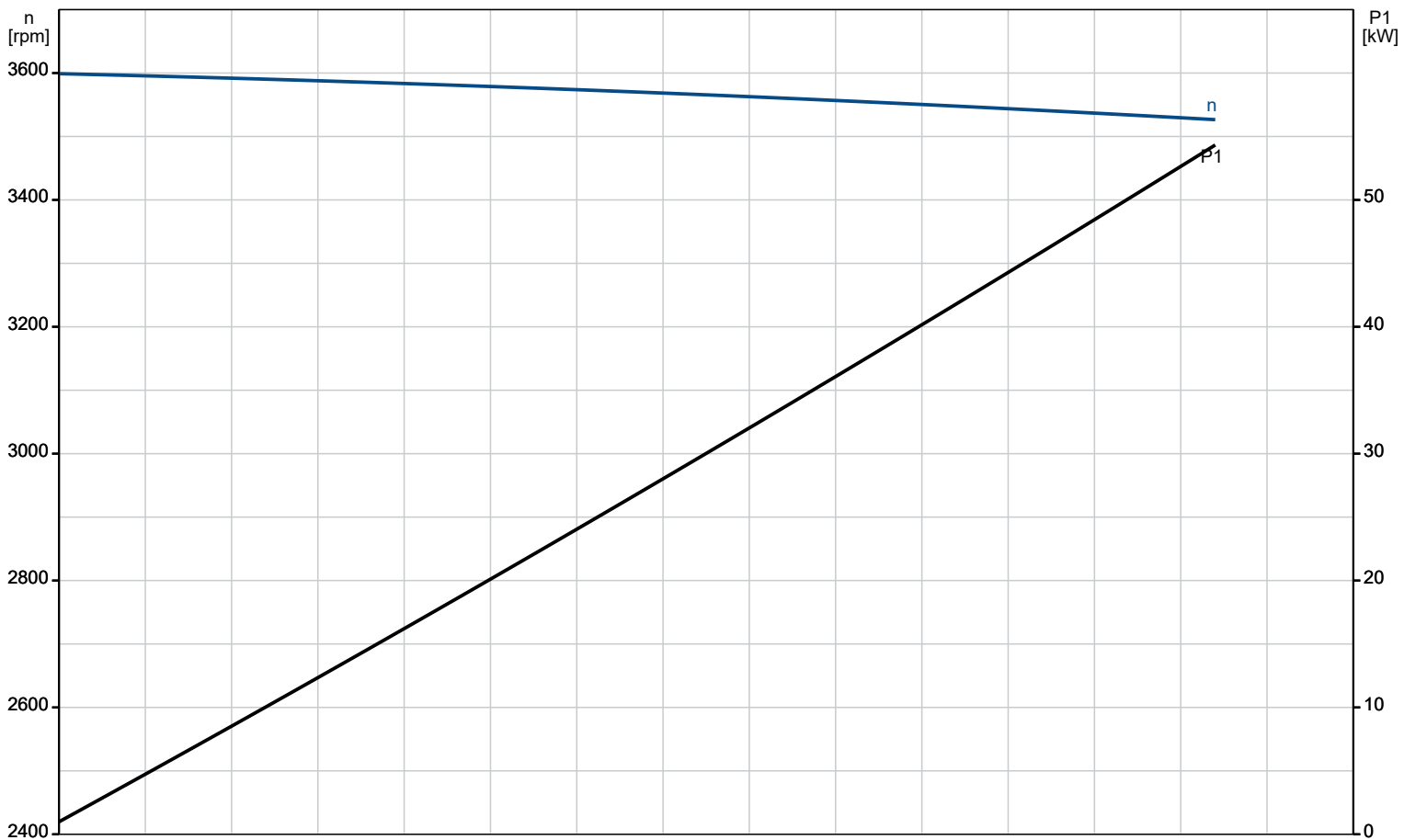
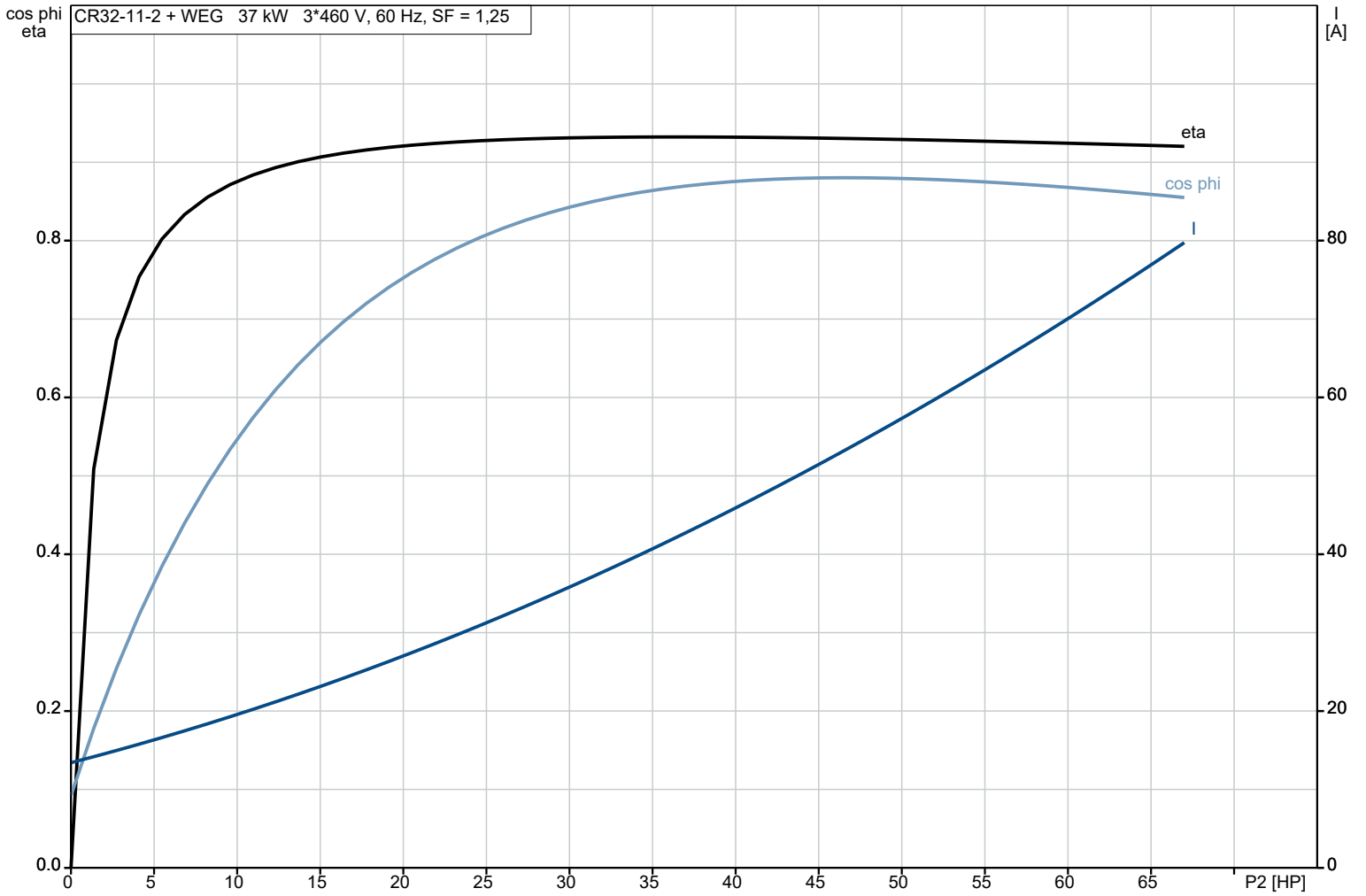
Phone:

Date:

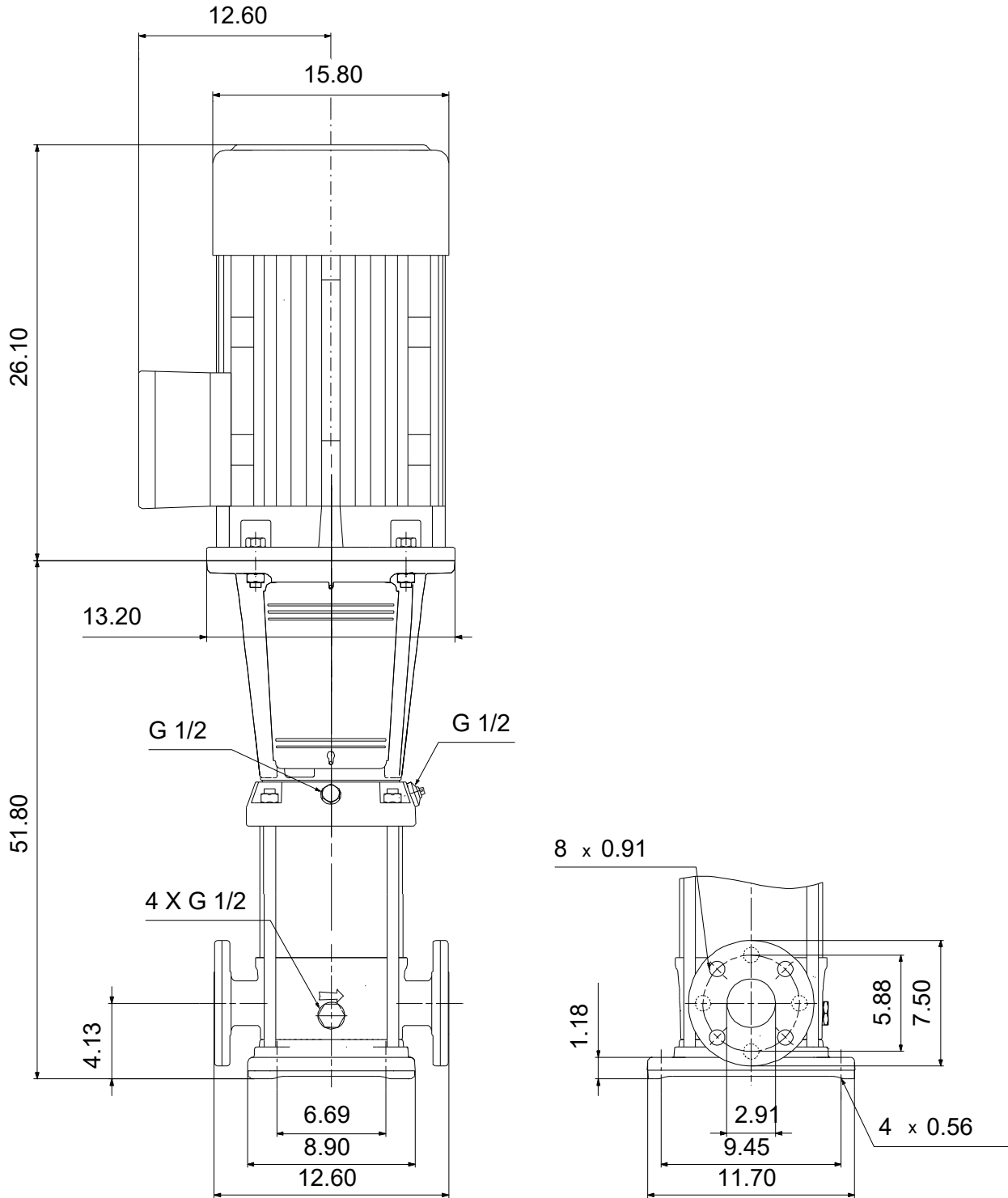
21/07/2023

Description	Value
IE Efficiency class:	IE3 / NEMA Premium
Motor efficiency at full load:	93 %
Motor efficiency at 3/4 load:	93 %
Motor efficiency at 1/2 load:	93 %
Number of poles:	2
Enclosure class (IEC 34-5):	IP55
Insulation class (IEC 85):	F
Built-in motor protection:	NONE
Motor No:	99883252
Controls:	
Frequency converter:	NONE
Others:	
DOE Pump Energy Index CL:	0.87
Net weight:	788 lb
Gross weight:	806 lb
Shipping volume:	39.9 ft ³

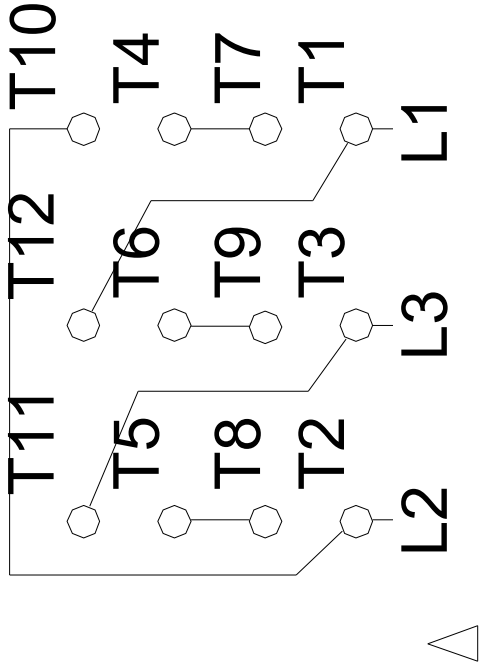
99917962 CR 32-11-2 A-G-A-E-HQQE 60 Hz



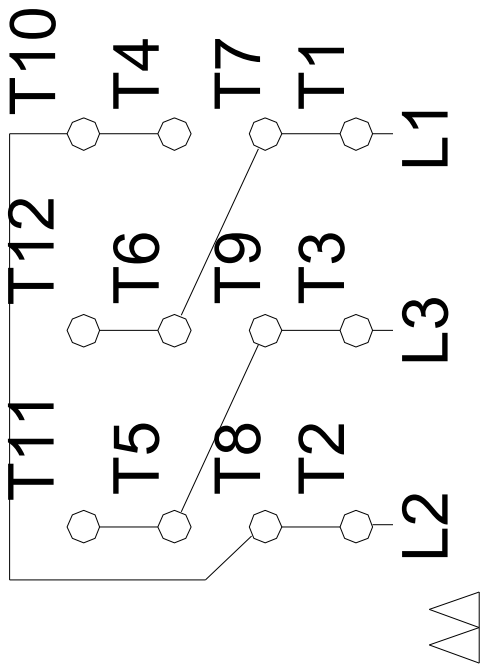
99917962 CR 32-11-2 A-G-A-E-HQQE 60 Hz



99917962 CR 32-11-2 A-G-A-E-HQQE 60 Hz



460//380-415



208-230V