

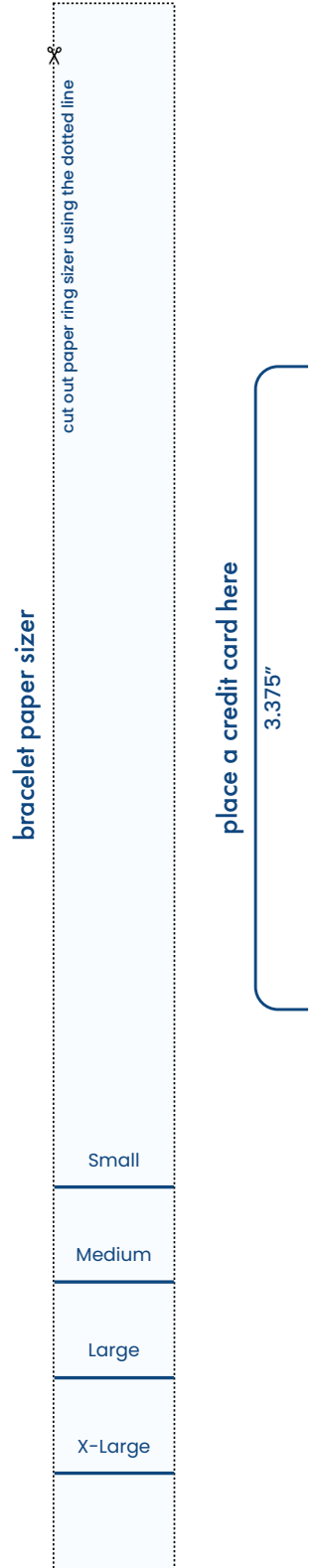
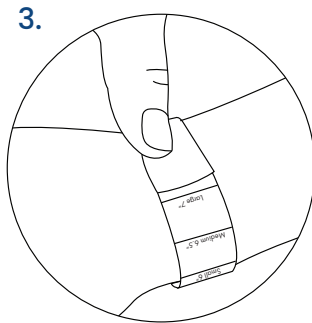
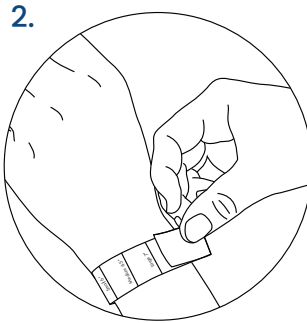
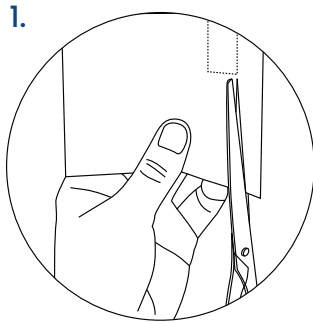
SIZING ENSO SILICONE BRACELETS

Choose from our two measuring techniques to help you pick the right silicone bracelet. For accuracy, print the PDF to 100% scale. Test if the page has printed correctly by placing a credit card in the area indicated. If it matches you are ready to go.

Don't worry if you choose the wrong size! We gladly accept exchanges or returns of any Enso bracelets. If you need help, contact us at support@ensorings.com.

THE PAPER TEST

1. Cut out the paper bracelet sizer.
2. Wrap the paper around your wrist where you will wear the bracelet, as loosely as you would like the bracelet to fit.
3. Read the size from the paper. Aim for a comfortable fit.



THE BRACELET TEST

1. Find a bracelet that you or your loved one currently wears.
2. Place the bracelet centered on the circles.
3. Read the size from the inner diameter of the bracelet.

