

APPAREL SIZE CHARTS

TO FIND YOUR CLOTHING SIZE:

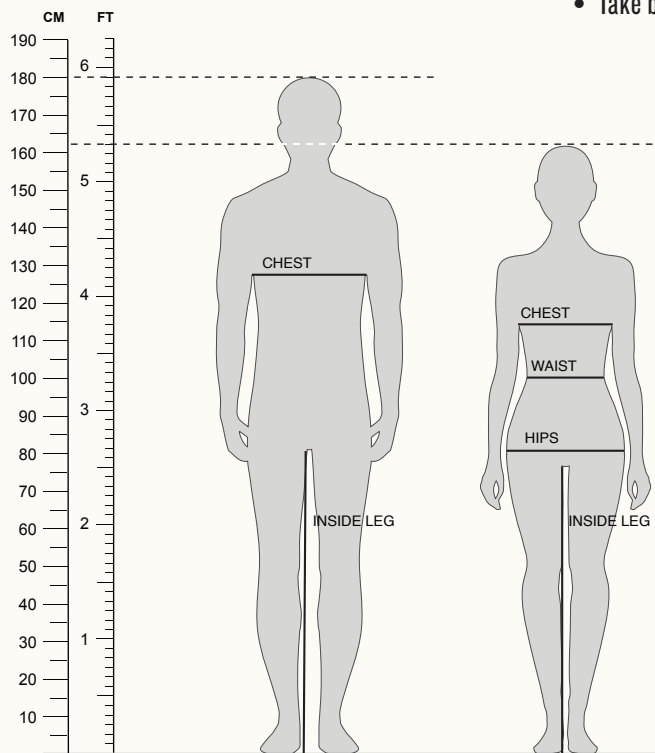
- Remove bulky clothing
- Remove shoes when measuring
- Measure with your feet together
- Take body measurements in circumference

CHEST: Measure the chest at the widest part

WAIST: Measure the waist at the smallest part

HIPS: Measure the hips at the widest part

INSIDE LEG: Measure along the inner leg from the crotch to the floor

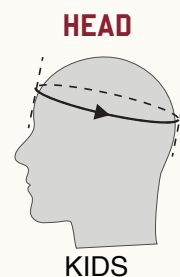


ALL BODY MEASUREMENTS ARE IN CIRCUMFERENCE

Tall sizes are 1.5-2 in (or 4-5 cms) longer in body and sleeve length.

WOMEN'S MEASUREMENTS								
SIZE	CHEST		WAIST		HIPS		INSIDE LEG	
	IN	CM	IN	CM	IN	CM	IN	CM
XS	32.7	83	25.6	65	36.2	92	30.3	77
S	35	89	28	71	38.6	98	30.7	78
M	37.4	95	30.3	77	40.9	104	31.1	79
L	39.8	101	32.7	83	43.3	110	31.5	80
XL	42.9	109	35.8	91	46.5	118	32.1	81.5
2XL	46.1	117	39	99	49.6	126	32.7	83
3XL	49.2	125	42.1	107	52.8	134	33.3	84.5

MEN'S MEASUREMENTS				
SIZE	CHEST		INSIDE LEG	
	IN	CM	IN	CM
XS	32.7	83	31.5	80
S	36.2	92	31.9	81
M	39.8	101	32.3	82
L	43.3	110	32.9	83.5
XL	46.9	119	33.5	85
2XL	50.4	128	34.1	86.5
3XL	53.9	137	34.6	88
4XL	57.9	147	35.2	89.5
5XL	61.8	157	35.8	91

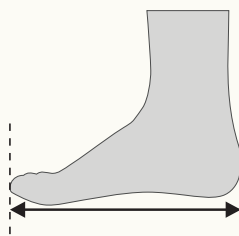
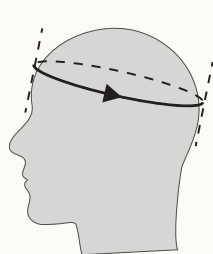
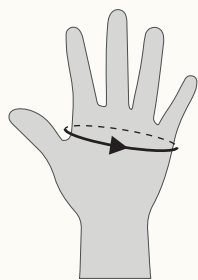


KID'S HEAD MEASUREMENTS		
	IN	CM
ONE SIZE	20.5 - 21.6	52 - 54

HAND

HEAD

FOOT



ALL BODY MEASUREMENTS ARE IN CIRCUMFERENCE

MEN'S GLOVES		
HAND CIRCUMFERENCE		
SIZE	IN	CM
S	8.1	20.65
M	8.4	21.45
L	8.8	22.25
XL	9.1	23.05
2XL	9.4	23.85
3XL	9.7	24.65
4XL	10	25.45

HEADWEAR		
SIZE	IN	CM
One Size	22.4 - 23.2	57 - 59
S/M	21.7 - 22.4	55 - 57
L/XL	22.8 - 23.6	58 - 60

HELMETS			
SIZE	HEAD SIZE	IN	CM
XS	6 3/4	21.3	54
S	6 7/8 - 7	21.7 - 22	55 - 56
M	7 1/8 - 7 1/4	22.4 - 22.8	57 - 58
L	7 3/8 - 7 1/2	23.2 - 23.6	59 - 60
XL	7 5/8 - 7 3/4	24 - 24.4	61 - 62
2XL	7 7/8 - 8	24.8 - 25.2	63 - 64
3XL	8 1/8 - 8 1/4	25.6 - 26	65 - 66
4XL	8 3/8 - 8 1/2	26.4 - 26.8	67 - 68

MEN'S FOOTWEAR				
USA	EU	UK	IN	CM
7	39	6	9.8	25
8	41	7	10.2	26
9	42	8	10.6	27
10	43	9	11	28
11	44.5	10	11.4	29
12	46	11	11.8	30
13	47	12	12.2	31
14	48	13	12.6	32

WOMEN'S FOOTWEAR				
USA	EU	UK	IN	CM
5	35	2.5	8.7	22
6	36	3.5	9	23
7	37.5	4.5	9.4	24
8	38.5	5.5	9.8	25
9	40	6.5	10.2	26
10	41.5	7.5	10.6	27
11	42.5	8.5	11	28

WOMEN'S GLOVES		
HAND CIRCUMFERENCE		
SIZE	IN	CM
S	7.2	18.3
M	7.5	19.1
L	7.8	19.9
XL	8.2	20.7

BELT LENGTH		
SIZE	IN	CM
S	30 - 34	76 - 86
M	34 - 38	86 - 96
L	38 - 42	96 - 106
XL	42 - 46	106 - 116
2XL	46 - 50	116 - 126

KID'S MEASUREMENTS		
YEARS	CHEST	
	IN	CM
2-3	22	56
3-4	23.6	60
4-5	25.2	64
5-6	26.8	68
6-7	28.3	72
8-9	29.9	76
10-11	31.5	80
12-14	33	84

BABY MEASUREMENTS		
MONTHS	CHEST	
	IN	CM
3-6	17.3	44
6-12	18.1	46
12-18	18.9	48