

# Operation instruction

## M-513 Wired Non-touch infrared switch




### 1 Safety Instruction

**!** Thanks for purchasing this product. In order to use this product correctly, please read this manual carefully before use.

### 2 Overall Product Characteristics

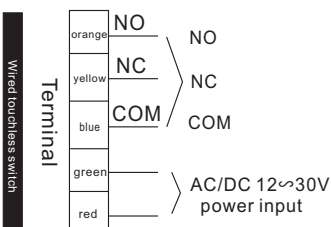
- Adopts infrared modulation and demodulation, which is not easy to be misjudged by interference.
- Non - contact induction with hands or reflective objects, clean and hygienic.
- The induction distance is adjustable from 3-30cm. It can be adjusted for different occasions.
- High sensitivity infrared , quick response.
- Stainless steel metal panel design, with a special bottom box, convenient for a variety of occasions installation.
- Low relay signal output can be used with automatic door, access control system

### 3 Overview of Product

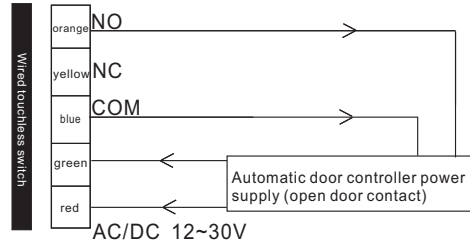


- LED indicator (standby red light flashes for 1.5 seconds)
- Inductive window
- Screw holes
- Adjustment screw for the sensing distance
- Terminal
- Panel fixing screw column
- Control box fixing screw hole

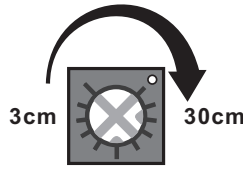
### 4 I/O wiring definition



### 5 The wiring diagram



### 6 Induction distance adjustment



The clockwise direction the induction distance becomes farther, the counterclockwise direction the induction distance becomes closer, and the maximum induction distance is 30cm.

### 7 Parameters

#### Wireless switch

Power supply	AC/DC 12-24V
Static current	30mA
Infrared modulation frequency	38KHz
Action current	42mA(DC12V power supply)
Output holding time	≤30ms
Launch distance	More than 30meters in the open area
Working temperature	-42℃~45℃
Working humidity	10~90%RH
Size	129mm (L) × 129mm (W) × 46mm (H) (panel)