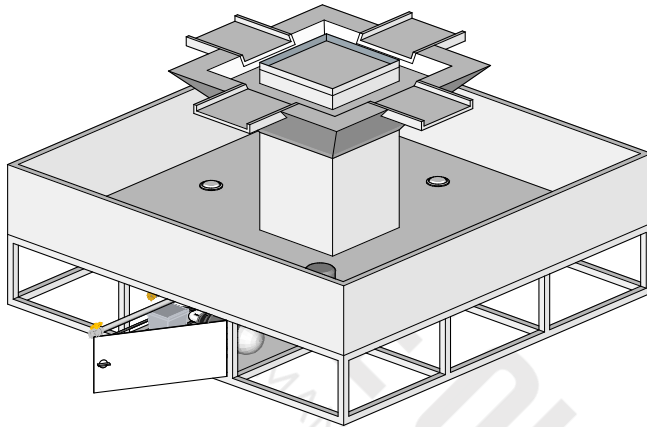
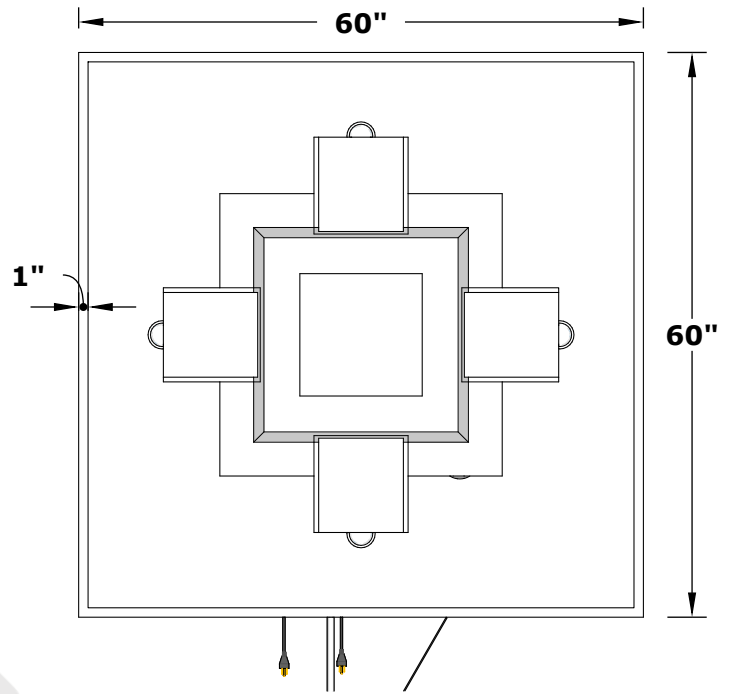


SQUARE OLYMPIA 60" FIRE & WATER FOUNTAIN

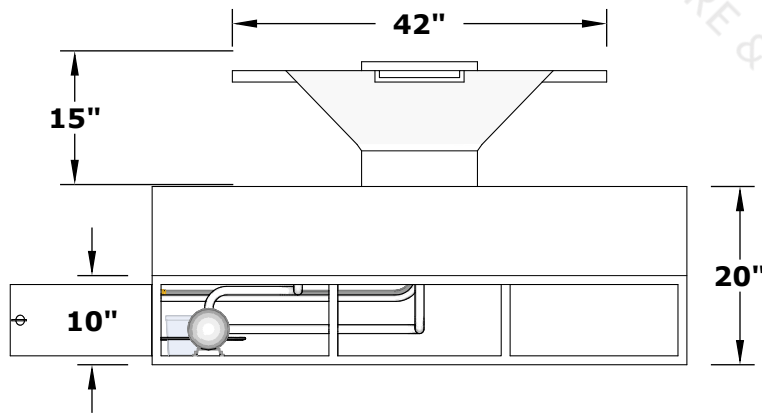
GFRC CONCRETE
OPT-OLS60SE
BTU Output: 65,000



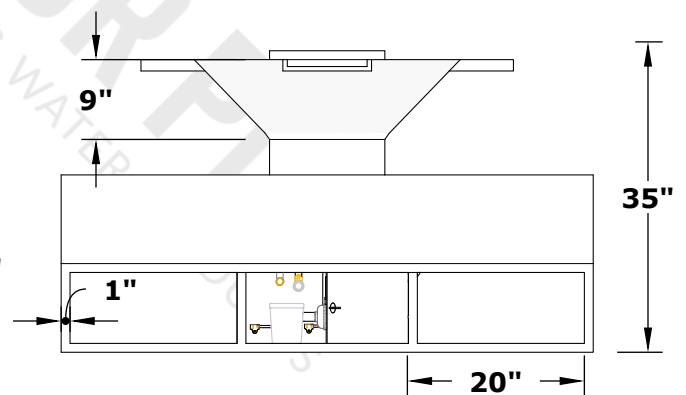
ISOMETRIC VIEW



TOP VIEW



RIGHT SIDE VIEW



FRONT SIDE VIEW

Fire Pit Material: GFRC Concrete
Pan Material: 304 Stainless Steel
Burner Material: 304 Stainless Steel
Standard 2" Depth on all pans
12V ELECTRONIC IGNITION
ANSI Z21.97-(2017) / CSA 2.41-(2017)



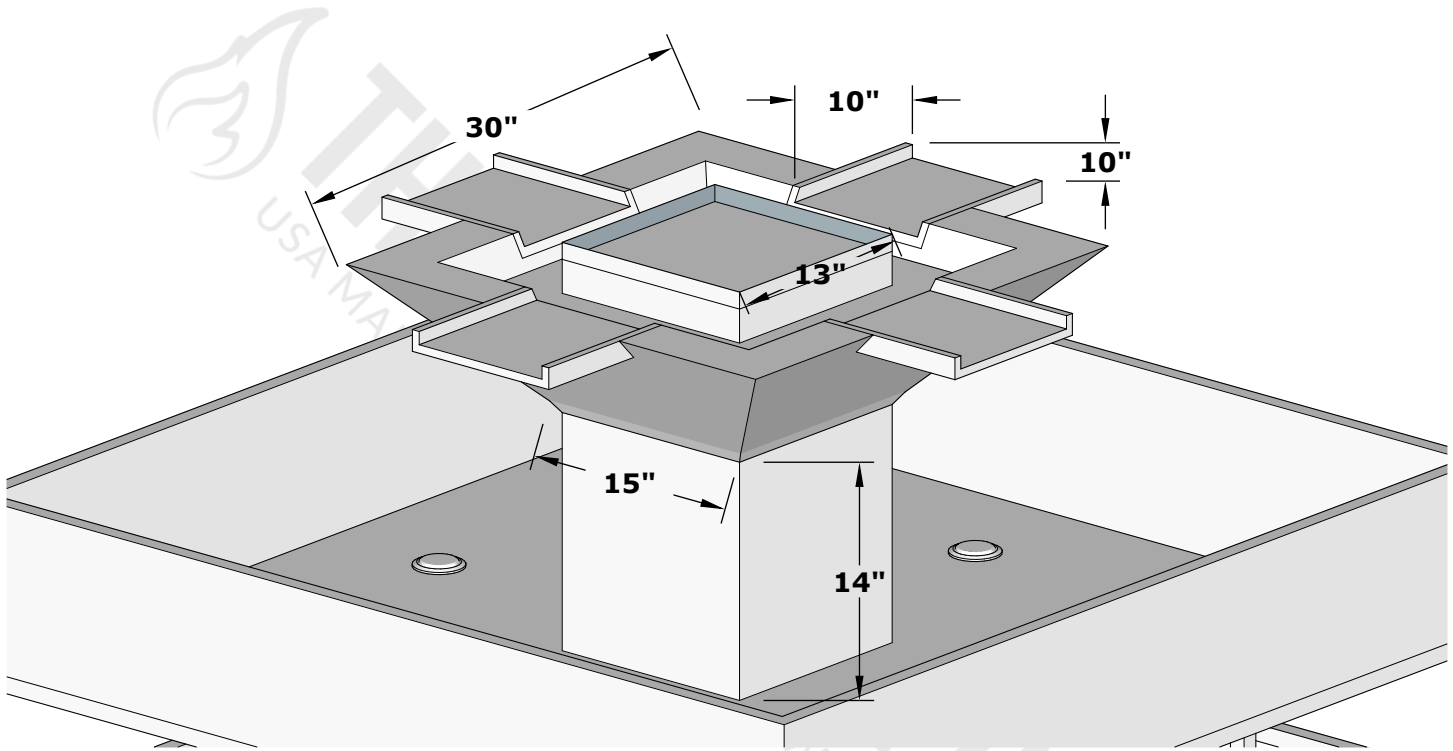
Match Lit Unit Includes: Pan, Burner, Gas Orifice, Gas Hoses, Key Valve, Key,
12v Ignition Unit Includes: Pan, Burner, Gas Orifice, Gas Hoses, Key Valve, Key, Plug & Play Electronic Valve, Pilot Igniter.

Drawn By	Madeline S
Date Created	October 11, 2022

Proprietary & Confidential: The information contained in this drawing is the sole property of The Outdoor Plus. Any reproduction or as a whole without written permission of The Outdoor Plus is prohibited.

SQUARE OLYMPIA 60" FIRE & WATER FOUNTAIN

GFRC CONCRETE
OPT-OLS60SE
BTU Output: 65,000



TOP BOWL VIEW

Fire Pit Material: GFRC Concrete
Pan Material: 304 Stainless Steel
Burner Material: 304 Stainless Steel
Standard 2" Depth on all pans

12V ELECTRONIC IGNITION
ANSI Z21.97-(2017) / CSA 2.41-(2017)



Match Lit Unit Includes: Pan, Burner, Gas Orifice, Gas Hoses, Key Valve, Key,

12v Ignition Unit Includes: Pan, Burner, Gas Orifice, Gas Hoses, Key Valve, Key, Plug & Play Electronic Valve, Pilot Igniter.

<i>Drawn By</i>	Madeline S.
<i>Date Created</i>	October 11, 2022

Proprietary & Confidential: The information contained in this drawing is the sole property of **The Outdoor Plus**. Any reproduction or as a whole without written permission of **The Outdoor Plus** is prohibited.