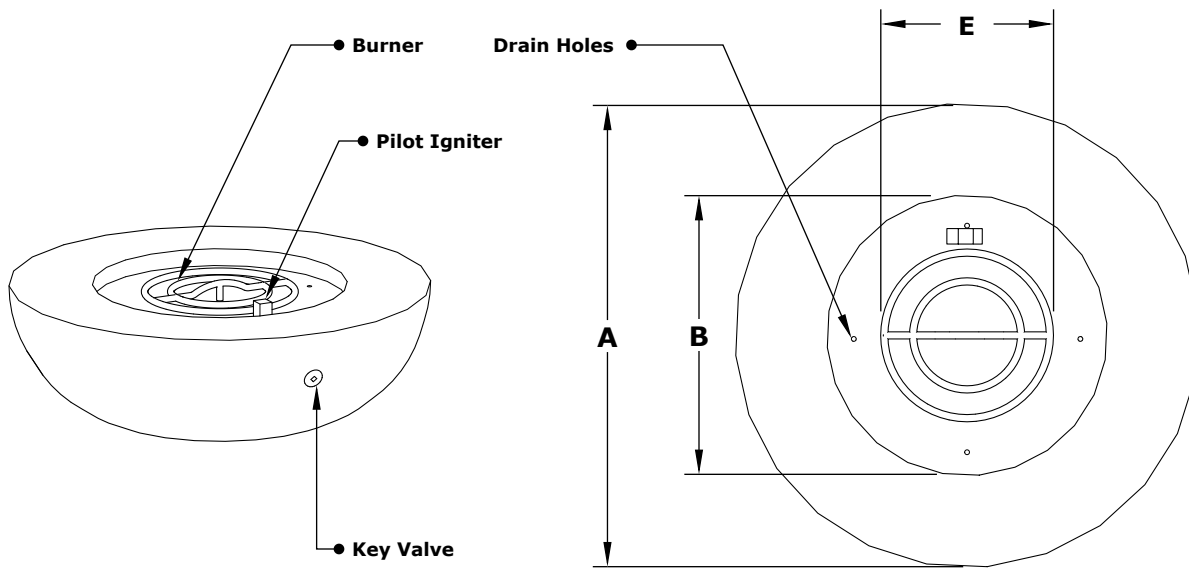


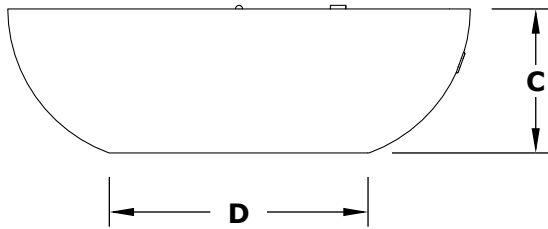
# SEDONA FIRE PIT - WIDE LEDGE

GFRC CONCRETE

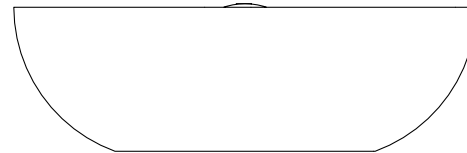


**ISOMETRIC VIEW**

**TOP VIEW**



**RIGHT SIDE VIEW**



**FRONT SIDE VIEW**

PART NUMBER	A	B	C	D	E	BTU
OPT-SEDWL48	48"	29"	15"	27"	12"	65,000
OPT-SEDWL48EKIT	48"	29"	15"	27"	12"	65,000
OPT-SEDWL60	60"	40"	15"	38"	24"	190,000
OPT-SEDWL60EKIT	60"	40"	15"	38"	24"	190,000

Fire Pit Material: GRFC Concrete  
 Pan Material: 304 Stainless Steel  
 Burner Material: 304 Stainless Steel

Standard 2" Depth on all pans  
**110V ELECTRONIC IGNITION**  
 ANSI Z21.97-(2017) / CSA 2.41-(2017)



Match Lit Unit Includes: Pan, Burner, Gas Orifice, Gas Hoses, Key Valve, Key,  
 110v Ignition Unit Includes: Pan, Burner, Gas Orifice, Gas Hoses, Key Valve, Key, Plug & Play Electronic Valve, Pilot Igniter.