

LUMIEWORLD
LumiPets®

www.LUMIEWORLD.com

LumiPets®
LumieWorld LLC
22312 NE 9th Dr, Sammamish, WA 98074

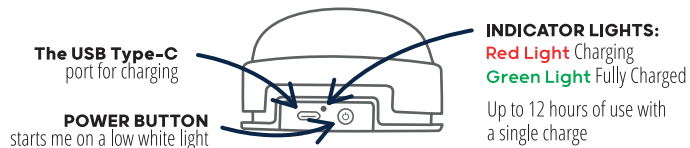


Hi, I AM A LUMIPET
I SHINE IN MANY DIFFERENT COLORS

USERS MANUAL

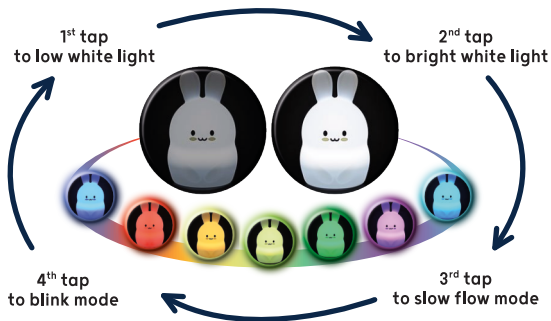


HOW TO TURN ON AND CHARGE



TAP CONTROL (CHANGING COLORS)

Tap your LumiPet or the light base to switch through color modes

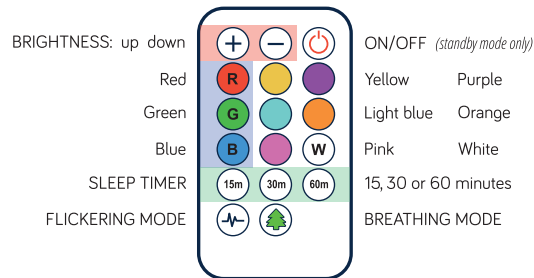


HOW TO TURN OFF TAPPING FUNCTION

To turn off tap function and freeze in a color mode press my power button.
 To lock a color, choose a color on my remote and press my base power button.

REMOTE FUNCTIONS

Before using the remote control, please take out spacing block



CARE INSTRUCTIONS:

Your LumiPet silicone animal is washable.

1. Remove the silicone from the module and run just the silicone animal through the dishwasher.
2. Wipe module base with a damp cloth.
3. Attach the module back into the silicone when dry.



CAUTION

1. Do not disassemble the internal device by yourself, so as not to damage the parts.
2. When not using the lamp for long periods of time, keep it in a dry environment.

PRODUCT DETAILS

Name: Colorful silicone night light
 Capacity of the lithium battery: 1200 mAh
 Working voltage/current: DC 5V/500 mA
 Maximum Power: 0.5 W

EXECUTIVE STANDARD OF THE PRODUCT

GB7000.204-2008