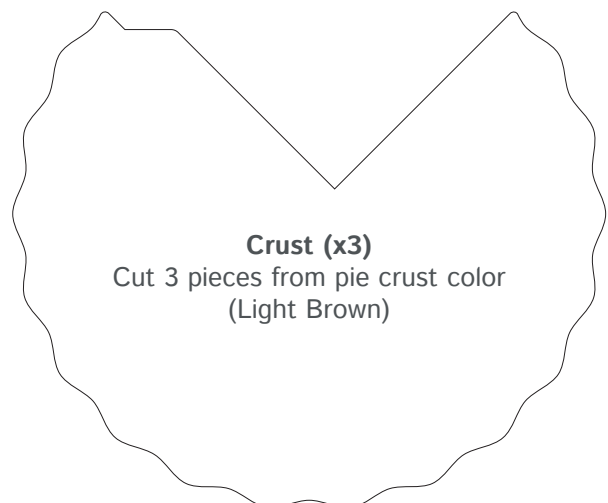
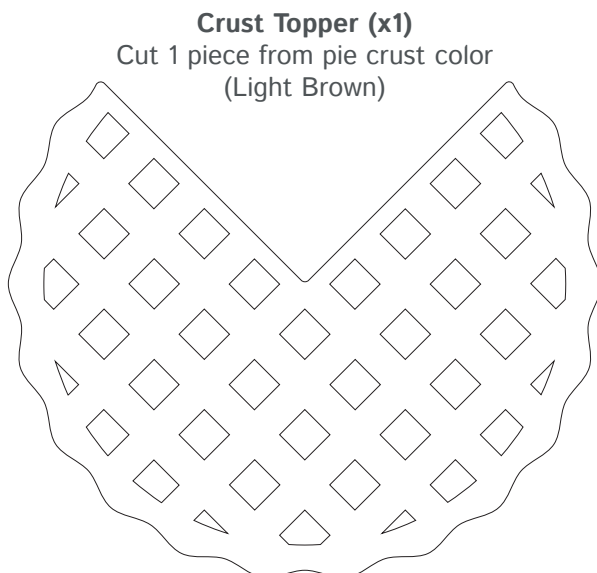
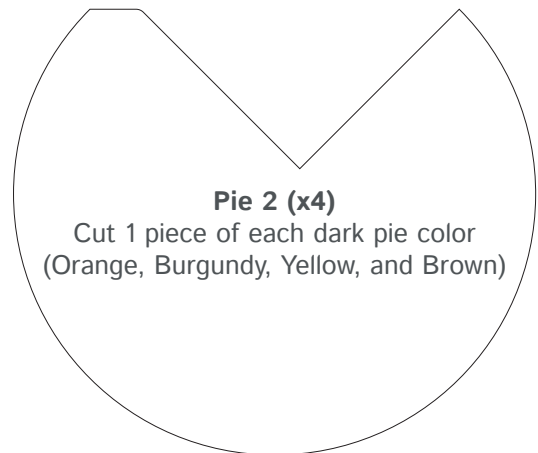



PAC-Man Pie Garland Stencils make 4 Pies and 5 Ghosts

Materials Used:

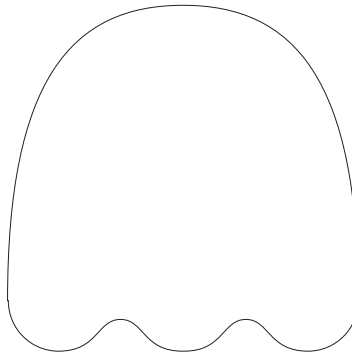
- Premium Wool Blend Craft Felt
suggested colors:
 - Gold (Pumpkin)
 - Orange (Pumpkin)
 - Red (Cherry)
 - Burgundy (Cherry)
 - Light Yellow (Lemon Meringue)
 - Yellow (Lemon Meringue)
 - Rust (Chocolate)
 - Brown (Chocolate)
 - Light Brown (Crust)
 - Sky Blue (Inner plate circle)
 - Light Blue (Outer plate circle + backing)
 - White (Ghost)
 - Black (Ghost backing)
- Small white pom-pom balls (whipped cream topping)
- String or twine of your choice
- Fabric glue or hot glue gun + sticks
- Fabric scissors
- Precision scissors
- Fabric marker
- PDF Template





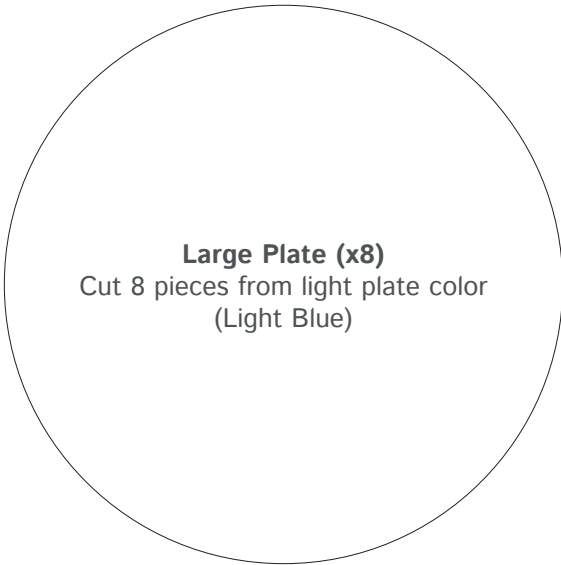
Ghost (x5)

Cut 5 pieces from light ghost color
(White)



Ghost Backing (x5)

Cut 5 pieces from dark ghost color
(Black)



Large Plate (x8)

Cut 8 pieces from light plate color
(Light Blue)



Inner Plate (x4)

Cut 4 pieces from dark plate color
(Sky Blue)