



# Rainwater harvesting solutions

## THE PLATIN® FLAT TANK SYSTEM



**15**  
years  
warranty

Integrated  
filter technology

Attractive  
tank cover


Minimal  
installation depth

Suitable for  
vehicle loading

Groundwater  
stable

# Welcome to GRAF

Save up to 50% of your mains water needs - with GRAF's complete packages!



It's also very straight-forward and easy to do. Put simply, rainwater harvesting is collecting the rainwater that falls onto the roof of a building (either a home or a commercial building) and then capturing it inside a tank, which can be located either above or below ground. On it's way into the tank, it passes through a filter – which varies in size depending on the surface area

of the roof that the rainwater is being collected from – which keeps all leaves, moss and debris that may be travelling with the rainwater out of the tank. Once the rainwater is held within the tank, it is then extracted for use. If the rainwater tank is above ground, then the rainwater can simply be taken out of the tank via a tap – as would be the case in a simple water butt. If the rainwater is being


stored in a tank underground, then it must be extracted out of the tank using a pump. There are many types of pumps for different applications. Depending on what the harvested rainwater is being used for, there may also be a requirement for a mains water backup function for periods where little rainwater is collected.

## Four-stage cleaning process for best water quality



### Stage 1

First the rainwater is cleaned by a patented filter system. The cleaned water flows into the tank and dirt particles are rinsed into the sewer system along with a small amount of residual water.



### Stage 2

To allow very fine dirt particles to settle, the filtered water is routed through a steady inflow pot on the base of the tank. This prevents the water from being stirred up and also adds oxygen to the water at the bottom of the tank. This keeps the water clear and fresh.



### Stage 3

Particles that are lighter than water (such as pollen) from a floating layer on the surface. The overflow siphon installed in the tank causes the floating layer to be removed when the tank overflows. So it's important to let the tank overflow regularly to ensure consistent water quality.

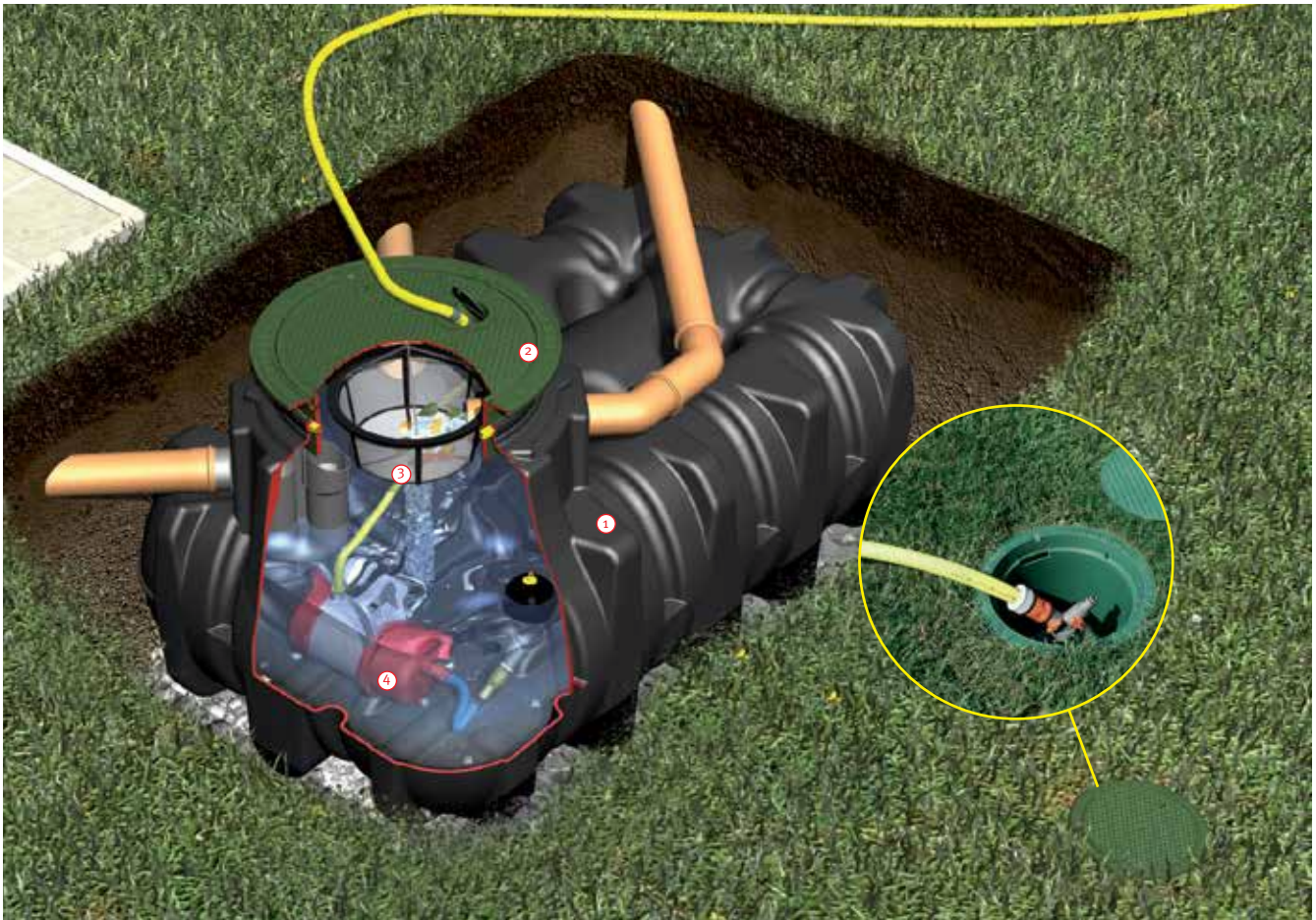


### Stage 4

The collected rainwater is removed by means of a floating extraction unit near the top of the tank. The best water quality is found around 10 cm (4") below the water's surface.

# Platin® Garden Comfort package

Save up to 50% of your mains water needs - with GRAF's complete packages!



## Platin Garden Comfort package

- Draw water from the socket like electricity
- Simple installation thanks to integrated filter technology
- Water can be extracted using an internal water connection box for standard watering system
- Easy to assemble due to modular components
- Just one cover visible at the surface

## Scope of supply

- ① Platin® flat tank incl. 4 prefitted DN 100 lip seals
- ② Tank cover suitable for pedestrian or vehicle loading depending on the version
- ③ Tank filter package for the garden consisting of:
  - Internal filter basket incl. suspension
  - Overflow siphon with integrated rodent guard
- ④ Garden-Comfort technical package consisting of:
  - Integra INOX stainless steel submersible and suction pump incl. floating extraction setup
  - 10m pressure hose 1"
  - Internal water connection box
  - External water connection box

Capacity/litres	US gallons
1,500	400
3,000	800
5,000	1,350
7,500	1,980



Vehicle loading version available

# Platin® ECO-Plus package

Save up to 50% of your mains water needs - with GRAF's complete packages!



## Platin ECO-Plus House package

- Self-cleaning integrated filter technology
- Mains water intake controlled by floating switch as required
- Easy to assemble due to modular components
- Just one cover visible at the surface

## Scope of supply

- ① Platin flat tank incl. 4 pre-fitted DN 100 lip seals
- ② Tank cover suitable for pedestrian or vehicle loading depending on the version
- ③ Tank filter package for the house consisting of:
  - Minimax internal filter (self-cleaning)
  - Steady inlet pot and overflow siphon
  - Spannfix pipe connection sleeve
- ④ ECO-Plus technical package consisting of:
  - Mains water feeding console 15/4
  - Floating switch extraction
  - Wall duct DN 100
  - Labelling set
  - Suction pipe 25m Black & Green labelled RAINWATER

Capacity/litres	US gallons
1,500	400
3,000	800
5,000	1,350
7,500	1,980



Vehicle loading version available

# Platin® House Indirect-supply package

The reliable domestic solution with submersible pump and header tank system



## Platin House Indirect-supply package

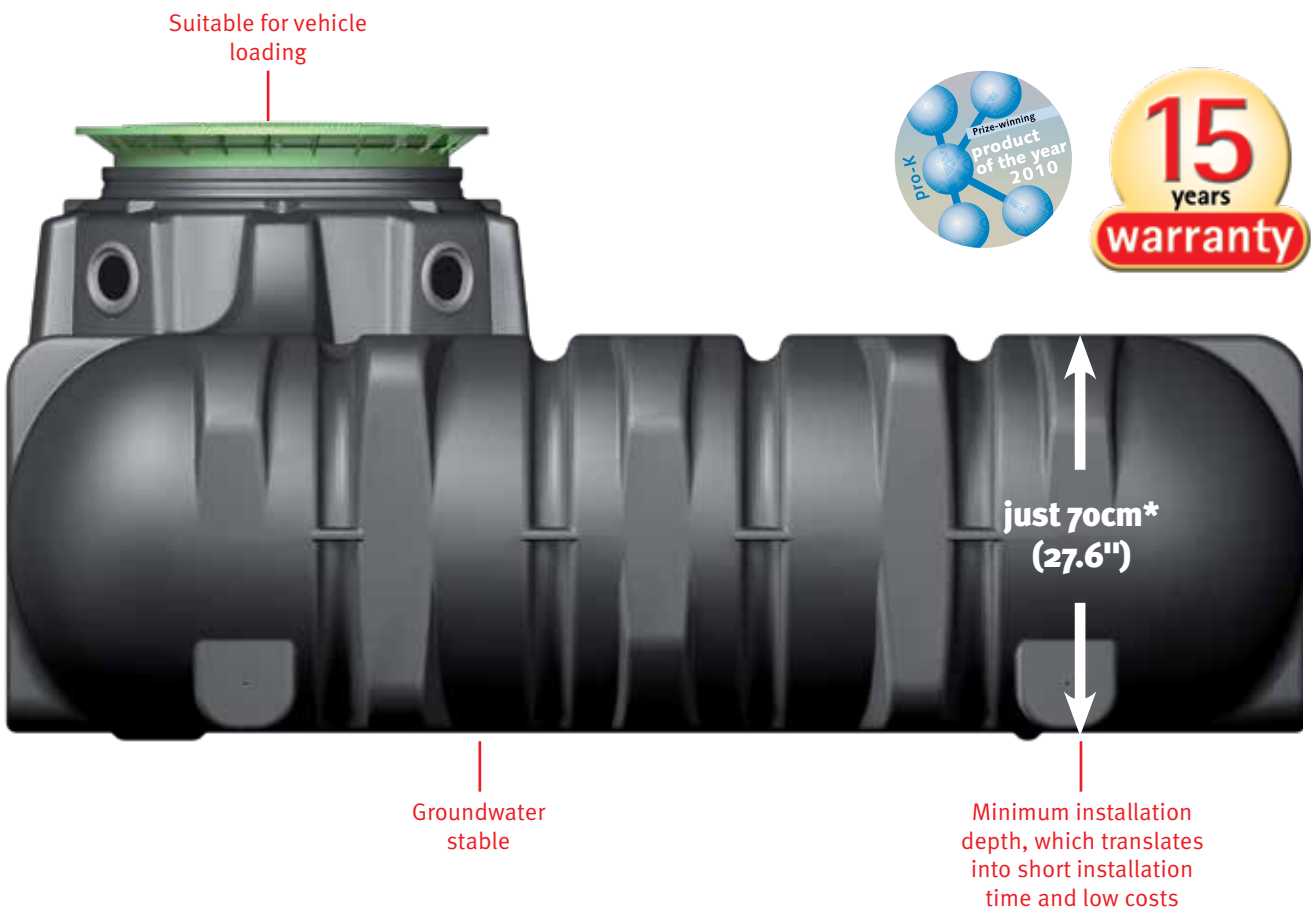
- Simple & quick to install
- Submersible pump supplies harvested rainwater on demand to the header tank where it is then gravity-fed to the WCs & washing machine
- The header tank controls the operation of the system and the supply of harvested rainwater and backup mains water to the WCs
- Dual valve system within the header tank prioritises rainwater supply over mains water, maximising the use of all available rainwater to save on mains water consumption
- Mains water switchover point is at a lower level in the header tank when rainwater is not available from the underground Platin tank
- Mains water backup supply is not reliant on power supply or pump pressure and therefore guarantees supply of water to WCs at all times

## Scope of supply

- ① Underground tank (choice of tanks available, sizes vary according to property type)
- ② Telescopic lid (choice of telescopic lid available, depending on tank location)
- ③ Minimax filter supplied in accordance with type of tank
- ④ Submersible pump with floating water intake
- ⑤ Float switch (connected from mains water backup unit to the underground tank)
- ⑥ 100mm diameter duct pipe to contain; float sensor cable, power cable for pump
- ⑦ 100mm diameter drainage pipe connected from downpipes to the inlet at the top of the tank (all downpipes brought into one pipe for connection to the filter)
- ⑧ 100mm diameter pipe for overflow from the tank to mains drainage network or soakaway
- ⑨ Header tank package


# Benefits of the Platin® flat tank

GRAF brand quality - try it for yourself!



## Integrated filter technology

Self-cleaning and low maintenance



## Large tank dome

For optimum filter assembly and maintenance



## Attractive tank cover

Continuously variable height and tilting, including child-proof locking



## Choose your tank size

Flat tank Platin® - Suitable for vehicle loading in conjunction with the Telescopic dome shaft with cast iron lid (accessory)



**1,500 litres**  
400 US-Gal

Order no. 390000

**3,000 litres**  
800 US-Gal

Order no. 390001

**5,000 litres**  
1,350 US-Gal

Order no. 390002

**7,500 litres**  
1,980 US-Gal

Order no. 390005

## Select your desired tank cover



Telescopic dome shaft Mini, suitable for pedestrian loading

Order no. 371010

Telescopic dome shaft Maxi, suitable for pedestrian loading

Order no. 371011



Telescopic dome shaft cast iron, suitable for vehicle loading

Order no. 371020



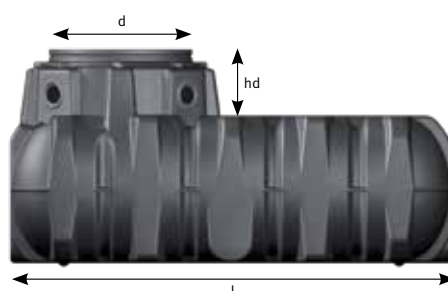
Water connection box internal

Draw water directly from the Platin flat tank. Can be easily upgraded with Mini telescopic dome shaft

Order no. 375119

## Technical data

Dimensions/weight	1,500 litres	3,000 litres	5,000 litres	7,500 litres	10,000 litres	15,000 litres
Length (l)	2,100mm	2,450mm	2,280mm	3,600mm	4,900mm	7,500mm
Width (w)	1,250mm	2,100mm	2,300mm	2,250mm	2,250mm	2,250mm
Height of tank shoulder (h)	700mm	735mm	950mm	1,250mm	1,250mm	1,250mm
Height of dome collar (hd)	315mm	315mm	315mm	315mm	-	-
Ø inlet (e)	650mm	650mm	650mm	650mm	650mm	650mm
Ø tank dome (d)	800mm	800mm	800mm	800mm	870mm	870mm
Weight approx.	80kg	170kg	240kg	360kg	460kg	710kg



# Installation of rainwater harvesting systems

GRAF Ireland Environmental provide a full installation service for anything from one-off single systems up to multiple systems for housing developments. We also provide a commissioning service and ongoing maintenance packages for individual clients or housing associations.

## Complete installations include the following stages:



- ① Excavation of tank area & pipework trenches
- ② Tank assembly, installation & set up with tank dome & lid
- ③ Installation of filter unit within the top of the tank and connection to drainage pipes
- ④ Installation of the duct pipe from the tank to the property
- ⑤ Feed pipework through the duct, including pressure pipe, float sensor cable, power cable for the pump and pipes for mains water back to the tank
- ⑥ Install the submersible pump within the tank
- ⑦ Make mains water connection to the chosen pump package, except Garden Comfort package
- ⑧ Commission the whole system once the power and water supply have been connected and turned on

GRAF Ireland can provide a full installation package or any individual parts of the overall installation. For example, installation of the internal parts only followed by commissioning of the whole system.

All GRAF Ireland installations are provided with a minimum of 1 year contractor's warranty.

GRAF Ireland site staff are 100% safepass qualified.

GRAF Ireland Environmental Ltd  
Milltown Business Park  
Milltown  
Galway  
H54 RD78  
T: 093 51765  
E: [info@grafireland.ie](mailto:info@grafireland.ie)  
[www.grafireland.ie](http://www.grafireland.ie)

Your expert specialist dealer: