


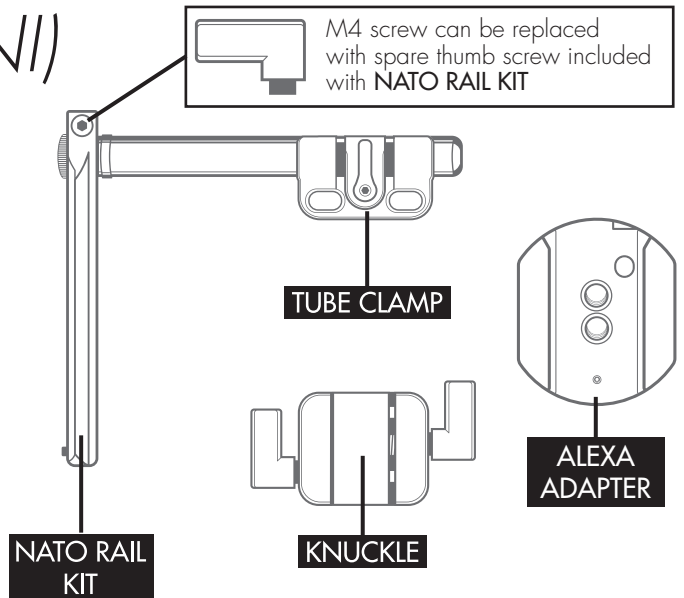


# UVF MOUNT (ALEXA MINI)

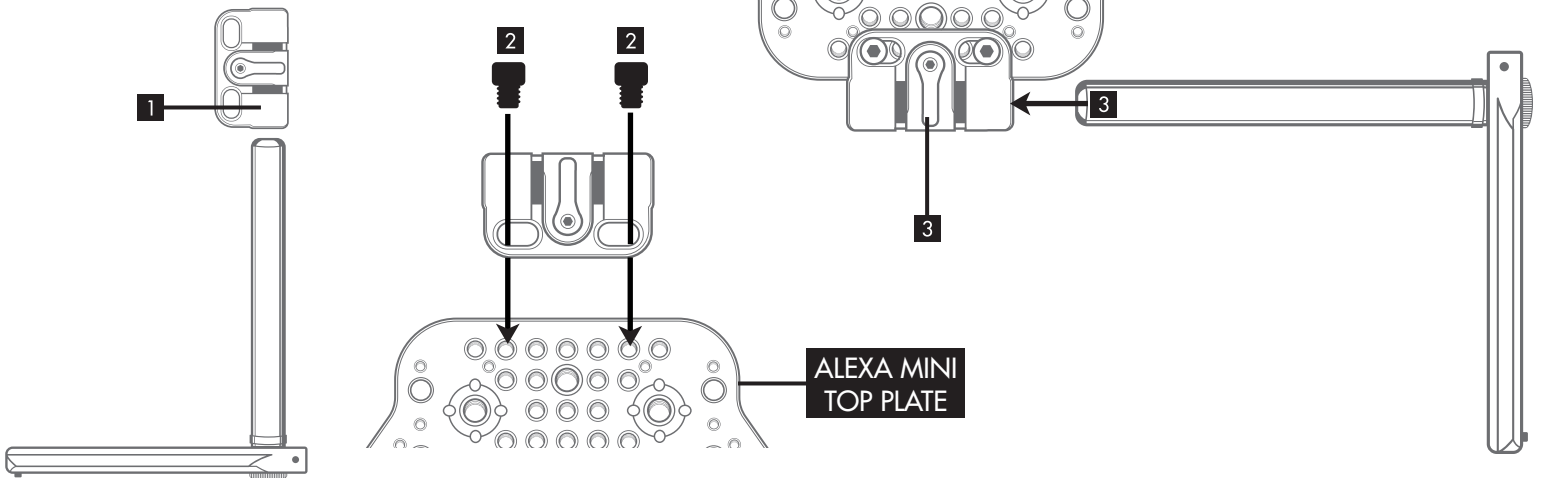
Included:

- (2) 1/4-20x3/8 socket cap 
- (2) #6-32x1/2 flat head 
- (1) 3/16 allen wrench 

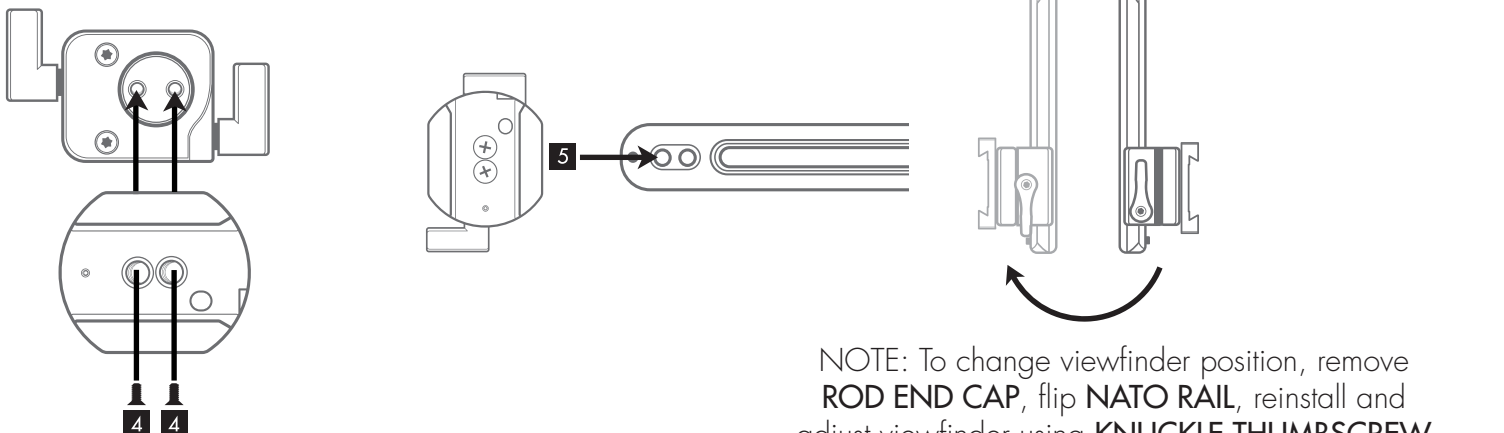


## INSTALLATION

1. Select **NATO RAIL KIT** and remove **TUBE CLAMP**
2. Locate two **1/4-20 HOLES** spaced between 25mm-36mm on **CAMERA** or **CHEESEPLATE**, select **1/4-20x3/8 SOCKET CAPS**, tighten screws to **TUBE CLAMP** using allen wrench
3. Slide **NATO RAIL KIT** into **TUBE CLAMP**, tighten using **THUMB SCREW**



4. Select **ALEXA ADAPTER**, locate two **#6 SCREWS\***, tighten to **KNUCKLE** using screwdriver
5. Slide **KNUCKLE** onto **NATO RAIL**



\*Red thread locker material maybe present on **#6 SCREWS**. This prevents loosening over time.