



EQUIPMENT CATALOG

Design ~ Fabrication ~ Construction ~ Service



Railyard Supply, a division of CWI Railroad System Specialists

US Headquarters:
1827 County Line Rd
Barto, PA 19504

Ryan Wolfe – Sales Director
610-652-5218
sales@railyardsupply.com



Table of Contents

<i>Mobile Sand System Skids</i>	3
<i>Big Boss and Big Boy Sand Trailers</i>	4
<i>2 in 1 Vacuum Pump Sand Systems</i>	5
<i>LST Trailers</i>	6
<i>Dense Phase Sand Systems</i>	7
<i>Airboxes</i>	8
<i>Modified Shipping Containers</i>	9
<i>RYDM ~ Rail Yard Data Management</i>	10
<i>Truck Unloading Systems</i>	11
<i>Truck Loading Systems</i>	12
<i>Outbound Pump Systems</i>	13
<i>Tank Car Loading / Unloading</i>	14
<i>Pump Cabinets</i>	15
<i>Elevated Service Cabinets</i>	16
<i>Tote Cabinets</i>	17
<i>Barge Unloading Systems</i>	18
<i>High Capacity Filter Systems</i>	19
<i>Derail Systems</i>	20
<i>Construction</i>	21
<i>Service / Maintenance</i>	22
<i>About Us</i>	23



Railyard Supply, a division of CWI Railroad System Specialists

US Headquarters:
1827 County Line Rd
Barto, PA 19504

Ryan Wolfe – Sales Director
610-652-5218
sales@railyardsupply.com



Mobile Sand System Skids

Features:

- Available in:
 - 125 gal (16.71 cubic ft)
 - 190 gal (25.40 cubic ft)
- Air supply required
- Safety steps
- Hopper weather cover

Productivity:

- Increased safety
- Increased productivity
- Truck mountable
- Forklift movable
- Trailer mountable



Instructions:

1. Open knife gate valve and hopper lid
2. Fill with sand
3. Close knife gate valve and hopper lid
4. Pressurize tank
5. Insert sand wand and open ball valve



Railyard Supply, a division of CWI Railroad System Specialists

US Headquarters:
1827 County Line Rd
Barto, PA 19504

Ryan Wolfe – Sales Director
610-652-5218
sales@railyardsupply.com



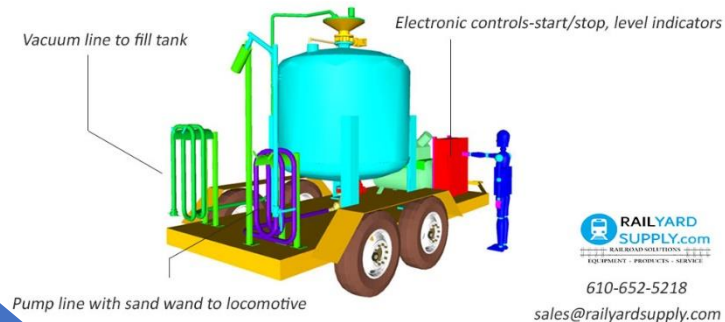
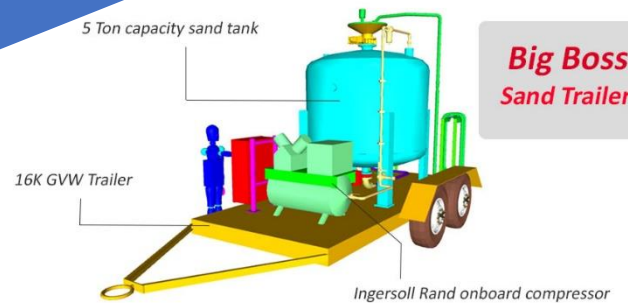
Sand Trailers

Big Boss Sand Trailer = electronic controls and more features

Big Boy Sand Trailer = plain jane controls and features

Features:

- 5 T or 2 T sand capacity
- Vacuum fill
- Rear mounted pump line
- Onboard or outsourced air
- Electronic or manual controls



Productivity:

- Increased safety
- Increased productivity
- Mobile (no locomotive spotting)

Instructions:

1. Use vacuum line to fill tank from bulk inventory
2. Pressurize tank
3. Place sand wand in locomotive sand box
4. Pump sand into locomotive sand box



Railyard Supply, a division of CWI Railroad System Specialists

US Headquarters:
1827 County Line Rd
Barto, PA 19504

Ryan Wolfe – Sales Director
610-652-5218
sales@railyardsupply.com



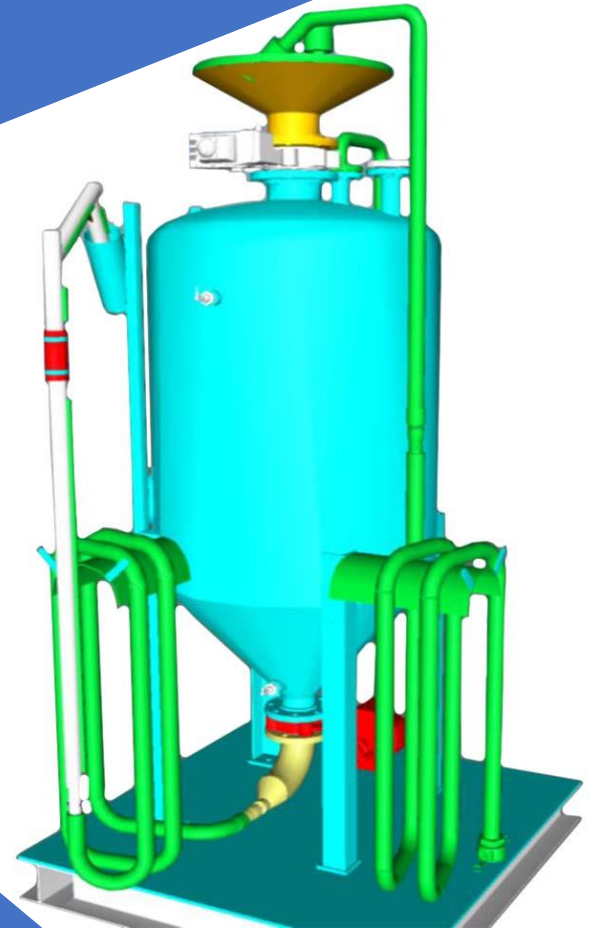
2 in 1 Vacuum Pump Sand Systems

Features:

- Integrated vacuum system
- Integrated pump system
- No steps
- No sandbags
- Truck mountable
- Trailer mountable
- Forklift movable

Productivity:

- Increased efficiency
- Mobile system
- Increased safety



Instructions:

6. To fill
 - a. Apply air
 - b. Open vacuum valve
 - c. Vacuum sand with vacuum line
7. Close all valves
8. To pump
 - a. Place sand wand in sand box
 - b. Apply air

Options:

- Fully customizable system
- Manual or electric valve actuation
- 125 gal (16.71 cubic feet)
- 190 gal (25.40 cubic feet)
- Trailer package

US Headquarters.
1827 County Line Rd
Barto, PA 19504



Ryan Wojcik - Sales Director
610-652-5218
sales@railyardsupply.com




LST Trailers

Features:

- Built-in containment
- Tow with existing truck
- User friendly
- Easy maneuverability

Productivity:

- Increased efficiency
- Increased safety
- Rugged design



Instructions:

Individual user manuals will accompany for each system included

Options:

- Custom system
- Sand system
- Lube oil system
- Water system
- Toilet system
- Generator system
- Compressed air systems
- And more...



Railyard Supply, a division of CWI Railroad System Specialists

US Headquarters:
1827 County Line Rd
Barto, PA 19504

Ryan Wolfe – Sales Director
610-652-5218
sales@railyardsupply.com



Dense Phase Sand Systems

Features:

- RYDM tank monitoring
- Dense Phase
- Reduced maintenance
- Automatic controls

Productivity:

- Increased efficiency
- Set and forget
- Increased safety



Instructions:

9. Hang sand wand on locomotive sand box
10. Push start button
11. System will shut off automatically when full

Options:

- Fully customizable system
- 1 to 8 dual wand filling spots
- Sand silo bulk storage capacity options
- Routine maintenance and emergency repair available



Railyard Supply, a division of CWI Railroad System Specialists

US Headquarters:
1827 County Line Rd
Barto, PA 19504

Ryan Wolfe – Sales Director
610-652-5218
sales@railyardsupply.com



Airboxes

Features:

- Climate controlled
- Indoor / outdoor lighting
- FRA compliant yard air production
- Insulated
- External condensate pump out
- Easy access for compressor service



Productivity:

- Increased security
- Reliable productivity
- Best-in-class system

Instructions:

Turn-key system

12. Place airbox
13. Hook-up electric and air plumbing
14. Compressor start-up included

Options:

- Fully customizable system
- Compressor size: 7.5 to 100 HP
- Dryer: refrigerated, regenerative, deliquescent, desiccant
- Receiver tanks: (2) 200 gal receivers internally, larger sizes external
- Condensate tank: 305/500 gal, 500/1000 gal, w/ or w/o high level alarm
- RYDM SmartBox monitoring system



Railyard Supply, a division of CWI Railroad System Specialists

US Headquarters:
1827 County Line Rd
Barto, PA 19504

Ryan Wolfe – Sales Director
610-652-5218
sales@railyardsupply.com



Modified Shipping Containers

Features:

- Any size shipping container
- Any application
- Insulated
- Climate controlled
- Turn-key systems

Productivity:

- Increased efficiency
- Rugged design
- Increased uptime
- Increased safety



Instructions:

These are turn-key, custom systems that arrive ready to perform. Set on a concrete pad or gravel section, hook up utilities, and let your system work for you.

Customized documentation will accompany



Examples:

- Mobile workstations
- Air compressor systems
- Pump houses
- Remote natural gas leak detection and fire detection
- You think it, we build it...



Railyard Supply, a division of CWI Railroad System Specialists

US Headquarters:
1827 County Line Rd
Barto, PA 19504

Ryan Wolfe – Sales Director
610-652-5218
sales@railyardsupply.com



RYDM- Rail Yard Data Management

Features:

- Fuel monitoring
- Tank monitoring – any product
- Nozzle fueling
- AEI Locomotive Tracking
- SmartBox
- Truck Unloading/Loading
- Dedicated website
- Dedicated RYDM team
- Automated emails

Productivity:


- Increased efficiency
- Time reducing
- Rugged design
- Increased uptime
- Cost saving

RYDM
RAIL YARD DATA MANAGEMENT
CWI



Instructions:

- Individual user manual to accompany
- RYDM will digitally monitor data from all your systems and push that data to a single online location so you can see what is happening with all your systems at all times



Options:

- Systems to be monitored
- Access level
- Automated emails



Railyard Supply, a division of CWI Railroad System Specialists

US Headquarters:
1827 County Line Rd
Barto, PA 19504

Ryan Wolfe – Sales Director
610-652-5218
sales@railyardsupply.com



Truck Unloading Systems

Features:

- RYDM ready
- Electronic controls
- PD meter
- Air eliminator tank
- PD pump
- 345 gpm max
- Meter proving access

Productivity:

- Increased efficiency
- Save time
- Rugged design
- Increased uptime
- Increased safety



Instructions:

- Attach API coupler to truck
- Push start
- Stops automatically
- Detach API coupler

Options:

- Any customization possible
- RYDM
- Meter size



Railyard Supply, a division of CWI Railroad System Specialists

US Headquarters:
1827 County Line Rd
Barto, PA 19504

Ryan Wolfe – Sales Director
610-652-5218
sales@railyardsupply.com



Truck Loading Systems

Features:

- RYDM ready
- Electronic controls
- PD meter
- Fuel filter
- Pump
- Meter proving access

Productivity:

- Increased efficiency
- Time reducing
- Rugged design
- Increased uptime
- Increased safety



Instructions:

- Attach API coupler to truck
- Attach thermistor and optic coiled cables
- Push start
- Stops automatically
- Detach API coupler

Options:

- Flow rate
- RYDM
- Scully system



Railyard Supply, a division of CWI Railroad System Specialists

US Headquarters:
1827 County Line Rd
Barto, PA 19504

Ryan Wolfe – Sales Director
610-652-5218
sales@railyardsupply.com



Outbound Pump Systems

Features:

- RYDM ready
- 960 gpm standard
- Redundant pumps
- Electronic controls

Productivity:

- Increased efficiency
- Time reducing
- Rugged design
- Increased uptime
- Increased safety



Instructions:

- Individual user manual to accompany

Options:

- Flow rate
- RYDM
- Custom System



Railyard Supply, a division of CWI Railroad System Specialists

US Headquarters:
1827 County Line Rd
Barto, PA 19504

Ryan Wolfe – Sales Director
610-652-5218
sales@railyardsupply.com



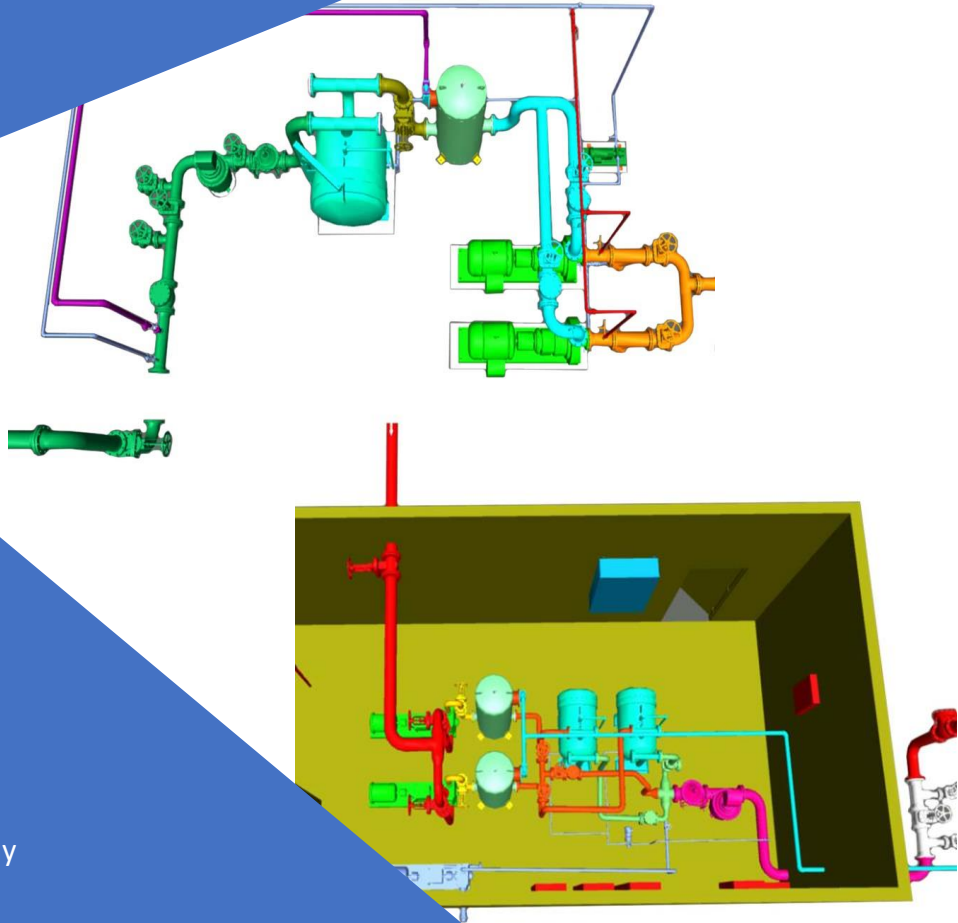
Tank Car Loading / Unloading

Features:

- Redundant pumps
- Air eliminator tanks
- High capacity filters
- PD meter
- Meter proving access

Productivity:

- Increased efficiency
- Time reducing
- Rugged design
- Increased uptime
- Cost saving



Instructions:

- Individual user manual to accompany

Options:

- Custom system
- Single or dual air elimination
- Filter size, etc



Railyard Supply, a division of CWI Railroad System Specialists

US Headquarters:
1827 County Line Rd
Barto, PA 19504

Ryan Wolfe – Sales Director
610-652-5218
sales@railyardsupply.com



Pump Cabinets

Features:

- RYDM ready
- Insulated and heated
- Multiple pumps
- Electronic controls
- External pressure gauges

Productivity:

- Increased efficiency
- Time reducing
- Rugged design
- Increased uptime
- Increased safety



Instructions:

- Individual user manual to accompany

Options:

- Flow rate
- RYDM
- # of pumps
- Various sizes
- Lube oil, water, etc



Railyard Supply, a division of CWI Railroad System Specialists

US Headquarters:
1827 County Line Rd
Barto, PA 19504

Ryan Wolfe – Sales Director
610-652-5218
sales@railyardsupply.com



Elevated Service Cabinets

Features:

- Powered reels
- Insulated and heated
- More platform space
- Stainless steel construction

Productivity:

- Increased efficiency
- Increased safety
- Long life



Instructions:

15. Open door
16. Press button to start pump
17. Pull out reel
18. Squeeze trigger
19. Press button to retract hose

Options:

- Fully customizable system
- Styles
 - Inverted
 - Pedestal
- Lube oil, water, etc.



Railyard Supply, a division of CWI Railroad System Specialists

US Headquarters:
1827 County Line Rd
Barto, PA 19504

Ryan Wolfe – Sales Director
610-652-5218
sales@railyardsupply.com



Tote Cabinets

Features:

- Insulated
- Heated
- Reels
- Pumps
- Internal containment

Productivity:

- Increased efficiency
- Time reducing
- Rugged design
- Increased uptime
- Cost saving



Instructions:

- Cabinet will keep your petroleum and water products warm
- Open cabinet doors
- Remove and insert totes with forklift
- Use reel access doors to fill desired containers from totes

Options:

- Stainless Steel or Carbon Steel Construction
- # of totes accommodated
- Completely custom system



Railyard Supply, a division of CWI Railroad System Specialists

US Headquarters:
1827 County Line Rd
Barto, PA 19504

Ryan Wolfe – Sales Director
610-652-5218
sales@railyardsupply.com



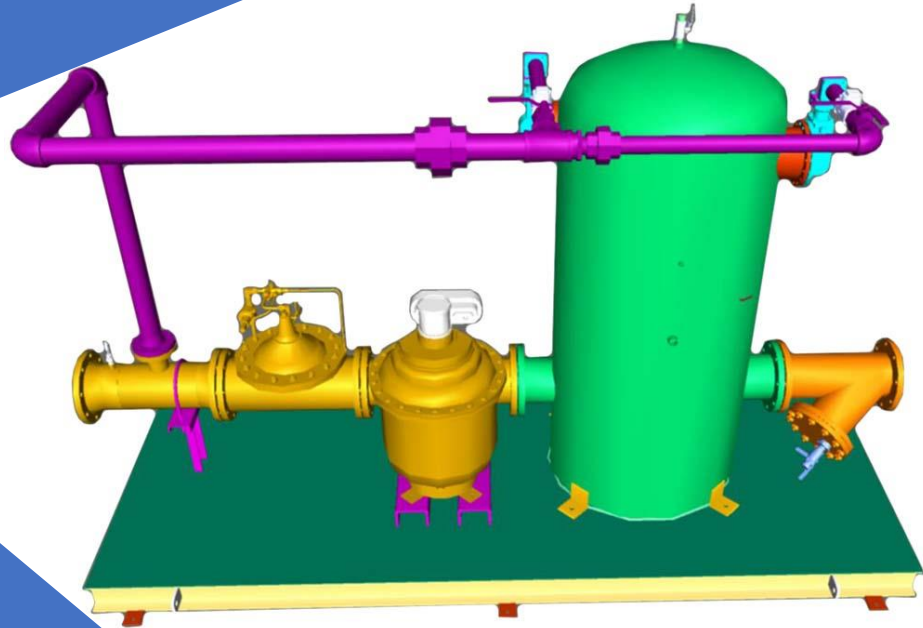
Barge Unloading Systems

Features:

- RYDM ready
- 8" PD meter
- Meter proving access
- Dual air eliminator system

Productivity:

- Increased efficiency
- Time reducing
- Rugged design
- Increased uptime
- Increased safety



Instructions:

- Individual user manual to accompany

Options:

- Flow rate
- RYDM
- Custom System



Railyard Supply, a division of CWI Railroad System Specialists

US Headquarters:
1827 County Line Rd
Barto, PA 19504

Ryan Wolfe – Sales Director
610-652-5218
sales@railyardsupply.com



High Capacity Filter Systems

Features:

- Top loading filters
- Crank up filter housing crane
- Minimal drain down for filter change

Productivity:

- Increased efficiency
- Save time
- Rugged design
- Increased uptime



Instructions:

Individual user manuals will accompany

Options:

- 300 gpm
- 600 gpm
- 900 gpm
- 1200 gpm
- Bypass system



Railyard Supply, a division of CWI Railroad System Specialists

US Headquarters:
1827 County Line Rd
Barto, PA 19504

Ryan Wolfe – Sales Director
610-652-5218
sales@railyardsupply.com



Derail Systems

Features:

- Computer operated
- Camera monitoring system
- Automatic wheel counter
- Heated in cold climates
- Logged events

Productivity:

- Increased efficiency
- Time reducing
- Rugged design
- Increased uptime
- Increased safety



Options:

- Wheel counter
- Employee login
- Computer controls
- Operate up to 16 derails per computer

Instructions:

- Log in with employee ID number (authorized employees only)
- Screens show animated depiction of derail, position of derail, state of presence, HMI
- Select derail to be moved
- Pop up screen displays options to operate derail with following confirmation screen
- System will log out after set time following transaction
- Employee must log back in to complete a new derail transaction
- All events are logged and retrievable by administrator
- Logged events: employee log in, push button selection, derail movement, faults

Railyard Supply, a division of CWI Railroad System Specialists

US Headquarters:
1827 County Line Rd
Barto, PA 19504

Ryan Wolfe – Sales Director
610-652-5218
sales@railyardsupply.com



20

Integration • Sales • Service

Construction

Features:

- Licensed and insured
- Unlimited bonding capacity
- 35+ years experience
- Design and build projects
- In-house engineering
- CAD design
- No job too large or too small
- Specializing in Railyard Construction
- Nationwide reach

Productivity:

- Increased efficiency
- Rugged designs
- Increased uptime
- Increased safety



Some customers we work with:

- CSX Transportation
- Norfolk Southern
- Amtrak
- Indiana Harbor Belt Railroad
- Herzog Transit Services
- Tri-Rail
- Florida East Coast Railway
- Housatonic Railroad
- Adrian and Blissfield Railroad
- And more...



Railyard Supply, a division of CWI Railroad System Specialists

US Headquarters:
1827 County Line Rd
Barto, PA 19504

Ryan Wolfe – Sales Director
610-652-5218
sales@railyardsupply.com



Service / Maintenance

Features:

- Routine maintenance
- Meter calibration
- Fuel system inspection
- Strainer cleaning, valve greasing
- Emergency repairs
- Sand system maintenance
- Free telephone support
- Nationwide reach

Productivity:

- Increased efficiency
- On time support
- Increased uptime
- Increased safety



We completely support all our equipment, as well as countless other Railroad vendors, with world-class service and 24/7 access!

Options:

- Contracts
- As-needed basis



Railyard Supply, a division of CWI Railroad System Specialists
US Headquarters:
1827 County Line Rd
Barto, PA 19504

Ryan Wolfe – Sales Director
610-652-5218
sales@railyardsupply.com



About Us

Railyard Supply is the railroad facilities systems and industrial product distribution partner that provides full 360-degree service to bring the most value for your investment. We believe customers are best served by a company that can meet all their needs. Since 1984, our company of engineers, fabricators, construction teams, service techs, sales agents, procurement teams, IT personnel, accounting, and leadership teams work together to provide best-in-class solutions. Our strategic problem solving and technology implementation helps each customer reach their goals.

- *Industrial distribution – products focused within the railway industry*
- *Engineering – in-house design of equipment and projects*
- *Fabrication – custom facilities equipment*
- *Construction – licensed and insured railyard construction*
- *Service – full support of our equipment, meter calibration, emergency services*
- *RYDM – online digital fuel monitoring, tank monitoring, AEI tracking, and more*



Railyard Supply, a division of CWI Railroad System Specialists

US Headquarters:
1827 County Line Rd
Barto, PA 19504

Ryan Wolfe – Sales Director
610-652-5218
sales@railyardsupply.com

