



**YOUR PowerCurve3.4<sup>®</sup> SURGE PROTECTOR**  
5 Rotating Outlets | 2 USB Ports

360electrical.com

**POINTY HEADED STUFF**

**Thank you for buying a 360 PowerCurve3.4 Surge Protector.**

We truly hope it gives you peace of mind with your electronics and provides those added outlets where you need them most (not to mention, the snazzy new shape will encourage you to prominently display it in full view of your friends, colleagues, and pets).

This handy little guide is designed to give you basic information on how to use your PowerCurve3.4 as well as provide all the legal warranty-related stuff we all know and love. The margins also provide plenty of space for grocery lists and online passwords.

**Help Us Help You—Register Now.**

Log on the ol' interweb and head to our website to register your new PowerCurve3.4. It'll initiate the rock star treatment you so richly deserve and get you advanced notice on new products from 360!

**CONSIDER YOURSELF WARNED!**

**First, a few technical things that make our engineers pretty proud:**

- Model #:** 360529
- Electrical Ratings:** 15A, 120V, 60Hz, 1800W
- USB Output:** Combined USB output is 3.4 Amps (17 Watts) which is enough to satisfy even the thirstiest of gadgets.
- Surge Energy Joule Rating:** 1080 Joules (a joule is a measure of how much energy a surge protector can take before it bites the dust).
- Response Time (the time it takes for the surge protector to kick in):** <1 Nanosecond
- Maximum Spike Current:** 72,000A
- UL Clamping Voltage:** 500V
- EMI/RFI Noise Filter:** 150kHz – 100MHz up to 40 Db

**How Your PowerCurve3.4 Protects:**  
Inside your PowerCurve3.4 is a handy little guy called a metal oxide varistor (MOV). When the voltage coming out of the wall exceeds 120 volts (standard) it acts as kind of a relief valve diverting rogue voltage from your sensitive electronics.

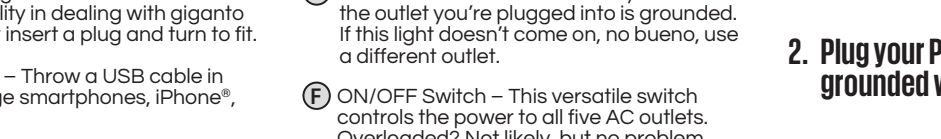
**POWERCURVE3.4 ANATOMY**

**Please follow these cautionary statements. If you don't, your PowerCurve3.4 might break, your warranty will be void, and you will be very unhappy with yourself.**

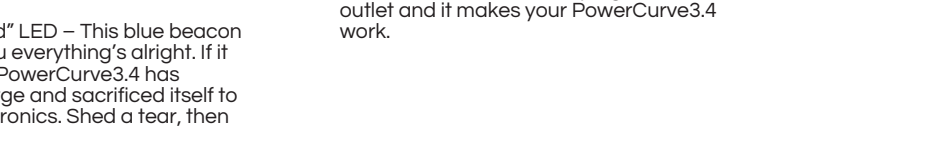
- ▶ Use indoors only and do not use near water. You listening, SCUBA guy?!
- ▶ Do not plug any extension cord, power strip, wall tap, or adapter into your PowerCurve3.4.
- ▶ Don't plug your PowerCurve3.4 into anything but a grounded outlet (the kind with three holes in the socket).
- ▶ Do not plug things in that will exceed the electrical ratings (see "Pointy Headed Stuff").
- ▶ Don't use your PowerCurve3.4 with a heater, generator, convection oven, conventional oven, microwave, sump pump, water-related device, life support device, medical device, or vehicle battery charger.
- ▶ Quit using your PowerCurve3.4 if protected light is not on. (See "PowerCurve3.4 Anatomy" for more information.)
- ▶ If you're feeling all handy and want to alter or repair your PowerCurve3.4... Don't.

**SUPER QUICK SETUP**

**1. Plug stuff into your PowerCurve3.4 Surge Protector.**



**2. Plug your PowerCurve3.4 into a grounded wall outlet.**



**3. Standard fist pump.**



**QUICK SETUP**

**1. Plug your devices into the PowerCurve3.4. Put standard-type plugs into the rotating outlets. Use the USB outlets for charging tablets, smartphones and any other USB devices.**



**2. To fit a bulky adapter, just plug into one of the 360° rotating outlets and turn to fit another. Go ahead, show it who's boss.**




**3. Plug your PowerCurve3.4 into a grounded wall outlet.**



**QUICK SETUP**

**1. Plug your devices into the PowerCurve3.4. Put standard-type plugs into the rotating outlets. Use the USB outlets for charging tablets, smartphones and any other USB devices.**



**2. To fit a bulky adapter, just plug into one of the 360° rotating outlets and turn to fit another. Go ahead, show it who's boss.**



**3. Plug your PowerCurve3.4 into a grounded wall outlet.**

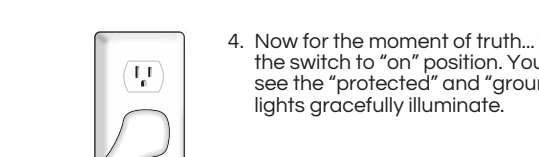


**QUICK SETUP**

**1. Plug your devices into the PowerCurve3.4. Put standard-type plugs into the rotating outlets. Use the USB outlets for charging tablets, smartphones and any other USB devices.**



**2. To fit a bulky adapter, just plug into one of the 360° rotating outlets and turn to fit another. Go ahead, show it who's boss.**

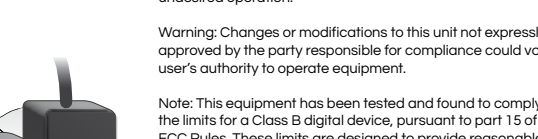


**3. Plug your PowerCurve3.4 into a grounded wall outlet.**

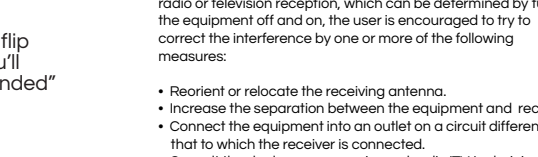


**QUICK SETUP**

**1. Plug your devices into the PowerCurve3.4. Put standard-type plugs into the rotating outlets. Use the USB outlets for charging tablets, smartphones and any other USB devices.**



**2. To fit a bulky adapter, just plug into one of the 360° rotating outlets and turn to fit another. Go ahead, show it who's boss.**

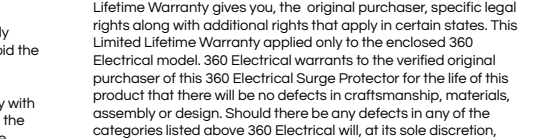


**3. Plug your PowerCurve3.4 into a grounded wall outlet.**

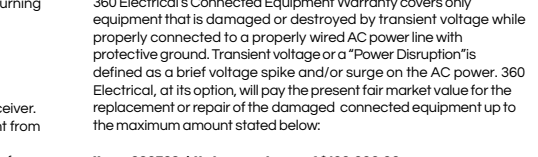


**QUICK SETUP**

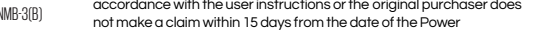
**1. Plug your devices into the PowerCurve3.4. Put standard-type plugs into the rotating outlets. Use the USB outlets for charging tablets, smartphones and any other USB devices.**



**2. To fit a bulky adapter, just plug into one of the 360° rotating outlets and turn to fit another. Go ahead, show it who's boss.**

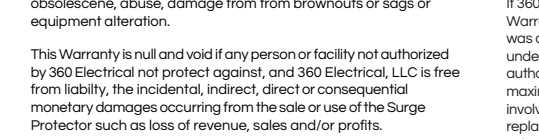


**3. Plug your PowerCurve3.4 into a grounded wall outlet.**

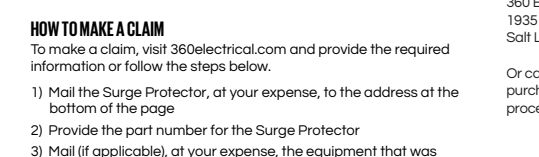


**QUICK SETUP**

**1. Plug your devices into the PowerCurve3.4. Put standard-type plugs into the rotating outlets. Use the USB outlets for charging tablets, smartphones and any other USB devices.**



**2. To fit a bulky adapter, just plug into one of the 360° rotating outlets and turn to fit another. Go ahead, show it who's boss.**

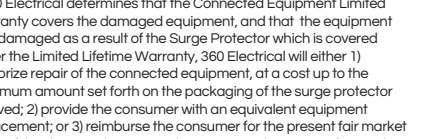


**3. Plug your PowerCurve3.4 into a grounded wall outlet.**

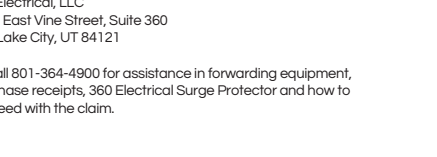


**QUICK SETUP**

**1. Plug your devices into the PowerCurve3.4. Put standard-type plugs into the rotating outlets. Use the USB outlets for charging tablets, smartphones and any other USB devices.**



**2. To fit a bulky adapter, just plug into one of the 360° rotating outlets and turn to fit another. Go ahead, show it who's boss.**



**3. Plug your PowerCurve3.4 into a grounded wall outlet.**



This device complies with part 15 of the FCC Rules. Operation is subject to the following two conditions: (1) This device may not cause harmful interference, and (2) this device must accept any interference received, including interference that may cause undesired operation.

Warning: Changes or modifications to this unit not expressly approved by the party responsible for compliance could void the user's authority to operate equipment.

Note: This equipment has been tested and found to comply with the limits for a Class B digital device, pursuant to part 15 of the FCC Rules. These limits are designed to provide reasonable protection against harmful interference in a residential installation. This equipment generates, uses and can radiate radio frequency energy and, if not installed and used in accordance with the instructions, may cause harmful interference to radio or television reception, which can be determined by turning the equipment off and on, the user is encouraged to try to correct the interference by one or more of the following measures:

- Reorient or relocate the receiving antenna.
- Increase the separation between the equipment and receiver.
- Connect the equipment into an outlet on a circuit different from that to which the receiver is connected.
- Consult the dealer or an experienced radio/TV technician for help.

**Item - 360529 | Up to a maximum of \$100,000.00**  
This is a Limited Warranty and is subject to the conditions and provisions contained in the following articles. This warranty is null and void if any of the following conditions exist: (a) the equipment is not properly connected to the Surge Protector, (b) the Power Disruption damages your equipment through phone, network or coaxial lines, (c) the Surge Protector has been improperly opened or installed or has been tampered with, (d) the damage was not a result of a Power Disruption or a Power Disruption never took place, (e) or the Surge Protector was not used under normal operating conditions in accordance with the user instructions or the original purchaser does not make a claim within 15 days from the date of the Power

**FCC STATEMENT**

**LIMITED LIFETIME WARRANTY**

The Limited Lifetime Warranty of this product—360 PowerCurve3.4 Surge Protector, Model #360529 is subject to all of the conditions and exclusions contained in the articles below. This Limited Lifetime Warranty gives you, the original purchaser, specific legal rights along with additional rights that apply in certain states. This Limited Lifetime Warranty applied only to the enclosed 360 Electrical model. 360 Electrical warrants to the verified original purchaser of this 360 Electrical Surge Protector for the life of this product that there will be no defects in craftsmanship, materials, assembly or design. Should there be any defects in any of the categories listed above 360 Electrical will, at its sole discretion, repair or replace the defective Surge Protector at no cost to the original purchaser. The life of the Surge Protector is defined as the period of time that the Surge Protector has the capacity to protect against power surges and spikes. The "Protected" indicator light will no longer illuminate when this capacity is exceeded.

**CONNECTED EQUIPMENT LIMITED WARRANTY**

360 Electrical's Connected Equipment Warranty covers only equipment that is damaged or destroyed by transient voltage while properly connected to a properly wired AC power line with protective ground. Transient voltage or a "Power Disruption" is defined as a brief voltage spike and/or surge on the AC power. 360 Electrical, at its option, will pay the present fair market value for the replacement or repair of the damaged connected equipment up to the maximum amount stated below.

This is a Limited Warranty and is subject to the conditions and provisions contained in the following articles. This warranty is null and void if any of the following conditions exist: (a) the equipment is not properly connected to the Surge Protector, (b) the Power Disruption damages your equipment through phone, network or coaxial lines, (c) the Surge Protector has been improperly opened or installed or has been tampered with, (d) the damage was not a result of a Power Disruption or a Power Disruption never took place, (e) or the Surge Protector was not used under normal operating conditions in accordance with the user instructions or the original purchaser does not make a claim within 15 days from the date of the Power

**WARRANTY**

Disruption with the purchase receipt for the Surge Protector and equipment for which the claim is made. This Warranty does not protect against acts of God (flooding, erosion or earthquake), war, vandalism, theft, normal wear and tear from use, depletion, obsolescence, abuse, damage from brownouts or sags or equipment alteration.

This Warranty is null and void if any person or facility not authorized by 360 Electrical not protect against, and 360 Electrical, LLC is free from liability, the incidental, indirect, direct or consequential monetary damages occurring from the sale or use of the Surge Protector such as loss of revenue, sales and/or profits.

This Warranty is limited to the losses not covered by the original purchaser's home owner's insurance or renter's insurance and the original purchaser cannot seek duplicate coverage under this Warranty. 360 reserves the right, at its sole discretion, to review and investigate all of the conditions and provisions listed above and determine whether any or all conditions exist making the claim null and void.

**HOW TO MAKE A CLAIM**

To make a claim, visit 360electrical.com and provide the required information or follow the steps below.

- 1) Mail the Surge Protector, at your expense, to the address at the bottom of the page
- 2) Provide the part number for the Surge Protector
- 3) Mail (if applicable), at your expense, the equipment that was connected to the Surge Protector
- 4) Explain in writing the extent of the damage that occurred to the connected equipment
- 5) Provide the date of the occurrence
- 6) Provide a copy of the original purchase receipt for the Surge Protector and damaged equipment
- 7) State when and where the purchases were made (if not clearly marked on the receipt)
- 8) Provide evidence of damage to connected equipment (pictures, the equipment itself, etc.)

**WARRANTY**

All claims must be made within 15 days of the Power Disruption and damage to the equipment. If claims are not made within 15 days of the Power Disruption, the claim is null and void.

If 360 Electrical determines that the Connected Equipment Limited Warranty covers the damaged equipment, and that the equipment was damaged as a result of the Surge Protector which is covered under the Limited Lifetime Warranty, 360 Electrical will either 1) authorize repair of the connected equipment, at a cost up to the maximum amount set forth on the packaging of the surge protector involved; 2) provide the consumer with an equivalent equipment replacement; or 3) reimburse the consumer for the present fair market value of the damaged connected equipment. The present fair market value of the equipment will be determined according to the current value specified in the most recent edition of the Orion Blue Book by Orion Research Corporation, Roger Rohrs - Publisher.

**SEND CLAIMS TO:**

Attn: Claims Department  
360 Electrical, LLC  
1935 East Vine Street, Suite 360  
Salt Lake City, UT 84121

Or call 801-364-4900 for assistance in forwarding equipment, purchase receipts, 360 Electrical Surge Protector and how to proceed with the claim.

