

VOGUE

INDIA

JULY
2018
₹150

Exclusive
150+
PHOTOS
from the most
stylish wedding
of the year


When
SONAM
wed
ANAND




“While your wedding jewellery should be heirloom-worthy, opt for styles that go with traditional as well as contemporary separates so they aren’t locked away after your big day. Also, it’s important to include precious gems in your collection.”

—BIREN VAIDYA, MANAGING DIRECTOR, ROSE GROUP OF COMPANIES

Polki and kundan set in 22K gold necklace, **PN Gadgil Jewellers**



+



Diamonds and emeralds set in 18K white and rose gold necklace, **TBZ**



Gemfields Zambian emerald and baguette diamonds set in 18K gold necklace, **Birdhichand Ghanshyamdas Jewellers**



+

Gemfields Zambian emeralds set in white gold necklace, **House of Merak**

UNLIKELY PAIRS

Diamonds and uncut diamonds set in white gold earrings, **Shaheen Abbas Fine Jewellery**



WEDDING BELLES

Yash Agarwal, creative director of Birdhichand Ghanshyamdas Jewellers, tells us what you need to shine on your big day

- Don't forget to have fun with your jewellery. When it comes to stacking, more is the motto.
- Most importantly, tune out any opinions and choose your own jewellery. It's your day and you should be at ease in what you're wearing.

If you're the guest

Is serial wedding attendee one of the descriptors in your Instagram bio? Read on


“Bangles, neckpieces and earrings embedded with a contemporary layout of South Sea pearls or pastel shades of meenakari are go-tos for the guests this wedding season.”

—SUNITA SHEKHAWAT, CEO AND DESIGNER, SUNITA SHEKHAWAT JAIPUR


'Firoza' lotus chand balas, **Sunita Shekhawat Jaipur**



Chased floral detailed gold bangles, **Azva**



Rubies, freshwater pearls, uncut and round diamonds set in 14K gold meenakari earrings, **White Jewels**



THE GUEST EDIT

We got Vipin Sharma, CEO of Azva, to give us a two-step guide for the wedding crew

Lucky number one. Whether it's your best friend or a distant relative tying the knot, limit yourself to one statement piece. You don't want to run the risk of upstaging the bride.

Comfort comes first. Think of jewellery that speaks to your style and showcases your personality while still being comfortable, especially if you're looking to dance the night away.