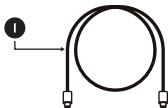
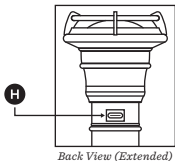
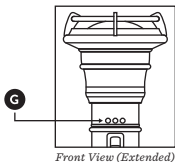
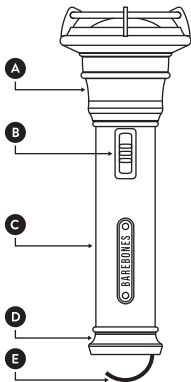


# VINTAGE FLASHLIGHT

*User Guide*

BAREBONES

## PRODUCT COMPONENTS




## KEY

- |                         |  |
|-------------------------|--|
| <b>A</b> Head           | <b>F</b> Li-ion Battery 18650<br><i>Barebones Specific</i> |
| <b>B</b> Power Button   | <b>G</b> Battery Life Indicator                            |
| <b>C</b> Handle Housing | <b>H</b> USB-C Charging Port                               |
| <b>D</b> Bottom Cap     | <b>I</b> USB-C Cable                                       |
| <b>E</b> Hanging Hook   |  |

**DO NOT REMOVE  
PLASTIC WRAP ON BATTERY**

## QUICK USE

***Install battery before use.***

1. Remove Bottom Cap by turning counterclockwise.
2. Insert Li-ion Battery top first into battery slot.  
Li-Ion Battery top is marked with a  icon.
3. Reattach Bottom Cap by turning clockwise until tightened securely.

For optimal performance, charge fully before first use.

## OPERATING INSTRUCTIONS

### POWER / BRIGHTNESS MODES

Use Power Button to turn flashlight on, off, and to cycle through brightness modes.

**First Click:** Power On / Low Brightness

**Second Click:** High Brightness

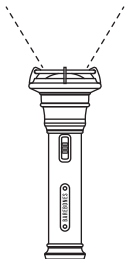
**Third Click:** Power Off

### TELESCOPING BEAM

Extend or collapse flashlight head to adjust beam.



**Collapse Flashlight Head**  
*Wide Beam Focus*



**Extend Flashlight Head**  
*Narrow Beam Focus*



## OPERATING INSTRUCTIONS

### CHARGING

1. Gently pull head of flashlight up to expose USB-C Charging Port.
2. Plug one end of USB-C Cable into charging port and the other end into external power source.

All three lights on Battery Life Indicator will be solidly lit when fully charged (*Full Charge ≈ 3-4 hours*).

## FAQ

### HOW OFTEN SHOULD I RECHARGE THE FLASHLIGHT?

To prolong the life of the Li-ion Battery, it's important to keep it charged. The battery needs to be charged every six months, even if not in regular use.

### WHY IS MY BATTERY LIFE INDICATOR BLINKING?

The Battery Life Indicator will begin blinking when it's time to charge the battery.

### WHERE CAN I GET A REPLACEMENT BATTERY?

The Vintage Flashlight is only compatible with the Barebones specific Li-ion Battery 18650 | 2200mAh 3.7V 8.14Wh. Different brands, sizes, capacity, or type may cause damage to the flashlight.

Replacement Barebones batteries can be purchased at [www.barebonesliving.com](http://www.barebonesliving.com).

## **FAQ**

### **CAN I STORE THE VINTAGE FLASHLIGHT OUTSIDE?**

The Vintage Flashlight is not meant to be stored outside for long periods of time. Extended exposure to wet conditions may cause rust and unnecessary wear and tear. We recommend storing your lantern indoors after use to help it last as long as possible and to avoid the need to purchase a replacement.

### **HOW DO I CLEAN THE LENS ON MY FLASHLIGHT?**

We recommend cleaning the flashlight lens with an alcohol-soaked cotton swab or microfiber lens cloth for gentle cleaning.

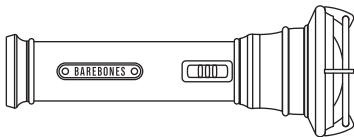
## **WARNING**

Do not disassemble the sealed head. Doing so can damage the flashlight and will void the warranty.

The Vintage Flashlight is a high-intensity lighting device. Avoid shining the light directly into eye.

This product is not intended for use by children.

## SPECIFICATIONS



|                      |   |
|----------------------|---|
| <b>LED</b>           | <b>3 WATT LED BULB</b>                      |
| <b>LUMENS</b>        | <b>LOW: 18±2   HIGH: 170±17</b>             |
| <b>TEMPERATURE</b>   | <b>4000K</b>                                |
| <b>VOLTAGE</b>       | <b>3.6V DC</b>                              |
| <b>BATTERY</b>       | <b>LI-ION 18650   2200mAh 3.7V 8.14Wh</b>   |
| <b>RUN TIME</b>      | <b>LOW: 15 HRS   HIGH: 1.5 HRS</b>          |
| <b>RECHARGE TIME</b> | <b>3-4 HRS</b>                              |
| <b>INPUT</b>         | <b>5V, 2A USB-C</b>                         |
| <b>DIMENSIONS</b>    | <b>2.5" x 2.5" x 6.75" (7.25" EXTENDED)</b> |



**RoHS**



# BAREBONES



**BAREBONSLIVING.COM**

DESIGNED IN UTAH | MADE IN CHINA

1215 WILMINGTON AVE #140

SALT LAKE CITY, UT 84106

1.855.895.7040

SUPPORT@BAREBONSLIVING.COM



072222



PLEASE  
RECYCLE