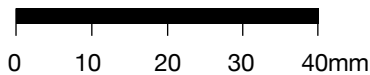
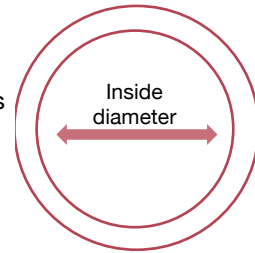


Option 1 – Measure a current ring size.

1. Print this instruction paper out. Make sure the scale of the paper is set to “100%”.
2. Confirm the printed paper size by placing a ruler over the measurement below, to check the measurements of this paper is correct.



Circles are in US ring sizes and diameters.




How to measure your ring size?

1. Get a ring that properly fits your intended finger.

Most Engagement and wedding rings are traditionally worn on the forth finger on the left hand. Your ring should fit your finger comfortably; snug enough so that it will not fall off, but loose enough to slide over your knuckle.

2. Once you've gotten your ring, you can place your ring over the images of different circle sizes, matching the **edges** of the circle to the **inside diameter** of the ring.

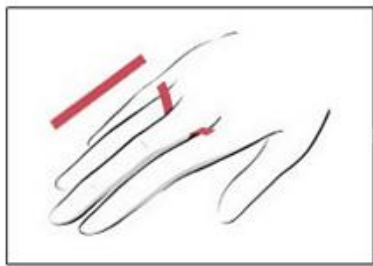


Option 2 – Make shift DIY ring sizer.

*This Option is if you don't already have your very own rings and are looking to find a new ring for yourself.

1. Cut a thin piece of paper. Around 6mm wide.
2. Wrap the piece of paper around your finger and make sure it is tight, very tight.
3. Mark where the two ends meet with a pen.
4. Remove the piece of paper from your fingers and measure it against a ruler.
5. Use the size guide on this page, attached at the bottom, to determine the size that fits your finger.
6. Follow the images below for a better understanding.

How to measure your ring size accurately

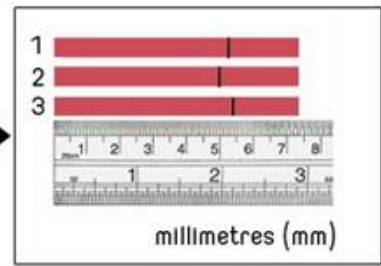


Step 1: Cut a slip of paper and wrap around your finger

(Do not use string as it stretches)



Step 2: Mark the point where the end of the paper meets.



Step 3: Use ruler to measure the the **Inside Circumference**. Refer to the table below.

(Measure 2 to 3 times. Be accurate)



INTERNATIONAL RING SIZE CHART

Diametre (mm)	United States & Canada	Europe	UK & Australia	Singapore & Japan	Hong Kong	Switzerland
14.1	3	44	F½	4	6	4
14.3		45	G	5		5¼
14.5	3½		G½		7	
14.7		46	H	6		6½
14.9	4	47	H½	7	8	
15.1			I			7¾
15.3	4½	48	I½	8	9	
15.5			J		10	9
15.7	5	49	J½	9		
15.9		50	K		11	10
16.1	5½		K½	10		
16.3		51	L		12	11¾
16.5	6	52	L½	11	13	12¾
16.7			M	12		
16.9	6½	53	M½	13	14	14
17.1			N			
17.3	7	54	N½	14	15	15¼
17.5		55	O		16	
17.7	7½		O½	15		16½
17.9		56	P		17	
18.1	8	57	P½	16		17¾
18.2					18	
18.3			Q			
18.5	8½	58	Q½	17		
18.8		59	R		19	19
19.0	9		R½	18	20	
19.2		60	S			20¼
19.4	9½	61	S½	19	21	
19.6			T			21½
19.8	10	62	T½	20	22	
20.0			U	21		
20.2	10½	63	U½	22	23	22¾
20.4		64	V		24	
20.6	11		V½	23		
20.8		65	W		25	25
21.0	11½	66	W½	24		
21.2			X		26	
21.4	12	67	X½	25	27	27½
21.6			Y			
21.8	12½	68	Z	26		28¾
22.0		69	Z½			
22.2	13	70		27		
22.4			Z+1			
22.6	13½		Z+2			

One's treasure
FINE JEWELLERY